



Factbook

Spalding University 2016-2017

Prepared by the Office of Institutional Effectiveness

Spalding University Fact Book 2016-2017

Foreward

You are reading the eighth edition of the Spalding University Fact Book.

The Office of Institutional Effectiveness has produced the 2016-2017 Fact Book in order to provide useful information to the Spalding University community. It serves as a reference for members of the university community, providing data on students, programs, finances, and assessment activities.

The data contained in this edition is based primarily on data reported for the 2016-17 academic year and compiled from various resources for comparative purposes. Information was obtained from Ellucian Colleague (formerly Datatel), our student information system; the Integrated Postsecondary Education Data System (IPEDS); the U.S. Department of Education's National Center for Education Statistics (NCES); the Kentucky Council on Postsecondary Education (KCPE); Kentucky State Data Center; and the US Census Bureau.

The Office of Institutional Effectiveness would like to extend its sincere thanks to everyone who has contributed to the production of this Fact Book.

Comments, questions and feedback on this publication may be addressed to:

Gina Kuzuoka
Compliance Liaison Campus Wide
Institutional Effectiveness
Spalding University
Email: gkuzuoka@spalding.edu

Spalding University Profile

	Fall 2015	Fall 2016
Undergraduate Headcount	1187	1316
AAP Headcount (Undergraduate subset)	283	243
Graduate Headcount	1015	1006
Total Headcount	2202	2322
Undergraduate (Full time equivalent FTE)	1054	1092
Graduate FTE	835	838
Total FTE (SACS Calculation)	1929	1969

Average Class Size = 12 students (combined average of undergraduate and graduate course sections in Fall 2016)

Student Profile (Fall 2016)

Undergraduate	Graduate
71% Female	80% Female
29% Male	20% Male

Approximately 80% of our students are from KY

% Out-of-state	20%
% International	(Less than 1%)
% Minority	40%

Carnegie Classification

Level:	4-year or above
Control:	Private not-for-profit
Classification	Category
Undergraduate Instructional Program:	Prof+A&S/SGC: Professions plus arts & sciences, some graduate coexistence
Graduate Instructional Program:	Doc/Prof: Doctoral, professions dominant
Enrollment Profile:	MU: Majority undergraduate
Undergraduate Profile:	MFT4/I: Medium full-time four-year, inclusive
Size and Setting:	S4/NR: Small four-year, primarily nonresidential
Basic:	DRU: Doctoral/Research Universities

History and Characteristics

Spalding University celebrates almost two centuries of academic tradition and service extending back to 1814 when the Sisters of Charity of Nazareth established Nazareth Academy at Nazareth near Bardstown, Kentucky. Since 1920, the private, Catholic institution has been located on an urban campus in downtown Louisville.

In 1973, the College was incorporated as an independent, urban, coeducational institution in the Catholic tradition for students of all traditions. In 1984, based on the wide range of programs offered, the institution was designated Spalding University. The 2005 Carnegie Classification recognized Spalding University as a Doctoral/Research University.

In 2003, Spalding began an innovative six-week session format for its daytime undergraduate programs. Each academic year has seven sessions with a minimum one-week break between each session. Students may take one or two courses per session. Spalding also offers some undergraduate degree programs in an accelerated format, where students meet a minimum of four hours per week for five weeks with a final two-hour meeting in the sixth week. In addition, Spalding offers graduate degree programs in multiple formats: accelerated, traditional semester, and low- or brief-residency. Spalding continues its history of service to the Louisville area by providing programs that include components of the liberal arts and sciences and professional education for men and women of all ages and from all sectors of society.

Location

Located in downtown Louisville, Spalding University's urban campus is positioned between the main business/government district of the city and Old Louisville, a neighborhood of elegant Victorian mansions that, in the latter half of the 19th century, was the center of gracious living. Only blocks from Fourth Street Live!, the campus is also adjacent to the Louisville Free Public Library and is conveniently accessible to public transportation. Spalding offers hands-on, pre-professional internship and practicum experiences at renowned businesses, medical facilities, schools, and corporate headquarters, which are in close proximity.

Metro Louisville Population (2010 census): 741,096

<http://ksdc.louisville.edu>

Kentucky Postsecondary Education State and County Profiles

<http://www.cpe.ky.gov/info/county/>



Mission Statement

Spalding University is a diverse community of learners dedicated to meeting the needs of the times in the tradition of the Sisters of Charity of Nazareth through quality undergraduate and graduate liberal and professional studies, grounded in spiritual values, with emphasis on service and the promotion of peace and justice.

Vision Statement

Spalding University aspires to become the first choice for students of compassion and service, distinguished for cultural diversity, celebrated for a rigorous yet nurturing environment, emulated for interdisciplinary collaborations, and acclaimed for contributions to the community

The World's First Compassionate University

Spalding University is the first confirmed and certified Compassionate University in the world. Having evolved from the Nazareth Academy, founded by the Sisters of Charity of Nazareth in 1814, Spalding's history is a study in compassion, with a commitment to healing and service that goes beyond political affiliation and serves individuals, organizations, and causes in the immediate community and beyond. Faculty and staff members of the school served as nursing sisters for both the Union and Confederate armies during the Civil War.

Today this urban, coeducational institution offers more than two dozen degree programs at the bachelor's, master's and doctoral level to more than 2,300 students. A Spalding education in liberal and professional studies is grounded in a heritage of compassion with a contemporary emphasis on service and the promotion of peace and justice.

Compassion is ingrained in the university's interdisciplinary approach to education, with empathy, concern for the wider global community, and action represented in each degree program. The Spalding University College of Education partners with under-performing elementary schools, which lack financial resources. The multi-year program is built on a series of collaborations during the school year. Additionally, the School of Social Work partners with students' families to address non-cognitive barriers to learning. Through collaboration and compassion, Spalding's efforts act as a catalyst for boosting self-esteem and physically equipping students to succeed in school. In meeting the needs of the school, its students, and their families, Spalding fosters an environment where a college education is spoken about, considered, and envisioned early on in a young person's academic career.

While we encourage preparation of future students, in order to meet the needs of its current—and growing—student population, Spalding University educates both the traditional student and the working adult. Students benefit from the personal attention provided by an accomplished full-time faculty — 75 percent of whom hold terminal degrees — and a talented part-time faculty of working professionals and practitioners bringing real-world experience to the classroom.

Charter of Compassion

<http://charterforcompassion.org/>

The principle of compassion lies at the heart of all religious, ethical and spiritual traditions, calling us always to treat all others as we wish to be treated ourselves. Compassion impels us to work tirelessly to alleviate the suffering of our fellow creatures, to dethrone ourselves from the centre of our world and put another there, and to honour the inviolable sanctity of every single human being, treating everybody, without exception, with absolute justice, equity and respect.

It is also necessary in both public and private life to refrain consistently and empathically from inflicting pain. To act or speak violently out of spite, chauvinism, or self-interest, to impoverish, exploit or deny basic rights to anybody, and to incite hatred by denigrating others -even our enemies- is a denial of our common humanity. We acknowledge that we have failed to live compassionately and that some have even increased the sum of human misery in the name of religion.

We therefore call upon all men and women to restore compassion to the centre of morality and religion to return to the ancient principle that any interpretation of scripture that breeds violence, hatred or disdain is illegitimate to ensure that youth are given accurate and respectful information about other traditions, religions and cultures to encourage a positive appreciation of cultural and religious diversity to cultivate an informed empathy with the suffering of all human beings -even those regarded as enemies.

We urgently need to make compassion a clear, luminous and dynamic force in our polarized world. Rooted in a principled determination to transcend selfishness, compassion can break down political, dogmatic, ideological and religious boundaries. Born of our deep interdependence, compassion is essential to human relationships and to a fulfilled humanity. It is the path to enlightenment, and indispensable to the creation of a just economy and a peaceful global community.



Academic Calendars

Undergraduate Academic Calendar 2016-2017

Undergraduate Day, ASOT, MS in Athletic Training

Fall 2016 Session 1 8/22 - 9/30	Session 2 10/10 - 11/18	Session 3 11/28 - 1/20
Spring 2017 Session 4 1/30 - 3/10	Session 5 3/20 - 4/28	Session 6 5/8 - 6/16
Summer 2017 Session 7 6/26 - 8/4		

Adult Accelerated Program Academic Calendar 2016-2017

AAP and MSBC Note: AAP on-line classes are open to students by 6:00 pm (EST) on the first Monday of the session in which they are offered

Fall 2016 Session 1 8/22 - 10/1	Session 2 10/10 - 11/19	Session 3 11/28 - 1/21
Spring 2017 Session 4 1/30 - 3/11	Session 5 3/20 - 4/29	Session 6 5/8 - 6/17
Summer 2017 Session 7 6/26 - 8/5		

Graduate Academic Calendar 2016-2017

	Fall 2016	Spring 2017	Summer 2017
Education - Master's	8/22-12/15	1/2-4/28	5/8-8/4
Education - Doctorate Leadership Education	8/22-1/21	1/30-6/17	6/26-8/15
Education - Doctorate Executive Leadership	8/22-12/16	1/2-4/28	5/8-8/4
Nursing - Master's	8/22-12/9	1/9-4/28	5/8-8/4
Psychology - Doctorate	8/22-12/16	1/2-4/28	5/8-8/4
Social Work - Master's	8/22-1/21	1/30-6/17	6/26-8/5
Doctor of Nurse Practice	8/22-12/16	1/2-4/28	5/8-8/4
MFA - Brief Residency	Residency in Louisville 11/11-11/20	Residency in Louisville 5/26-6/4	Residency TBD

University Accreditation

Spalding University is accredited by the Southern Association of Colleges and Schools Commission on Colleges (SACSCOC) to award associate's, bachelor's, master's, specialist, and doctoral degrees. Contact SACSCOC at 1866 Southern Lane, Decatur, Georgia 30033-4097 or call 404-679-4500 for questions about the accreditation of Spalding University.

Professional Accreditations

School	Accredited Degrees	Accrediting Body	Term of Approved Accreditation
Auerbach School of Occupational Therapy	Master of Science in Occupational Therapy	Accreditation Council for Occupational Therapy Education (ACOTE) of the American Occupational Therapy Association (AOTA)	2014-2023
College of Education	Bachelor of Science in Education Master of Arts in Teaching Master of Education Master of Arts in School Guidance Counselor	National Council for Accreditation of Teacher Education (NCATE)	2012-2018
		Kentucky Education Professional Standards Board (EPSB)	2012-2018
Kosair Charities College of Health & Natural Sciences	Master of Science in Athletic Training	Commission on Accreditation of Athletic Training Education (CAATE)	2021
School of Nursing	Bachelor of Science in Nursing Master of Science in Nursing	Commission on Collegiate Nursing Education (CCNE)	2013-2023
School of Professional Psychology	Doctor of Psychology	American Psychological Association (APA)	2011-2017
School of Social Work	Bachelor of Science in Social Work Master of Social Work	Council on Social Work Education (CSWE)	2013-2021
School of Business	Bachelor of Science in Accounting Bachelor of Science in Business Administration with Concentrations in: Marketing Human Resource Management	Spalding University has received specialized accreditation for its business programs through the International Assembly for Collegiate Business Education (IACBE)	2011-2018

Spalding University was the first private institution of higher education in the Commonwealth of Kentucky to hold membership in the Council of Graduate Schools in the United States.

The combined baccalaureate/master's program in occupational therapy is accredited by the Accreditation Council for Occupational Therapy Education (ACOTE).

The doctoral program in psychology has full accreditation from the American Psychological Association (APA).

The undergraduate program in nursing, which was the first baccalaureate program for nurses in the Commonwealth of Kentucky, and the graduate program in nursing are accredited by the Commission on Collegiate Nursing Education (CCNE). Both the baccalaureate and master's programs are approved by the Kentucky Board of Nursing. The School of Nursing is an approved provider of continuing education programs in nursing.

The undergraduate and graduate social work programs are accredited by the Council of Social Work Education (CSWE).

Undergraduate programs in business are accredited by the International Assembly for Collegiate Business Education (IACBE).

All programs leading to certification in the School of Education are accredited by the National Council for the Accreditation of Teacher Education (NCATE) and approved by the Kentucky Education Professional Standards Board (EPSB).

List of Degrees

SCHOOL	UNDERGRADUATE	GRADUATE
College of Education		
	Bachelor of Science in Education Elementary Middle Grades Secondary Learning and Behavior Disorders (P-12)	Master of Arts in Teaching Early Elementary Middle Grades Secondary Learning and Behavior Disorders Master of Education Teacher Leadership Master of Arts in School Guidance Counseling Doctor of Education
Kosair Charities College of Health and Natural Sciences		
		Master of Science in Athletic Training
Auerbach School of Occupational Therapy	Bachelor of Science in Health Science	Master of Science in Occupational Therapy
School of Natural Science	Bachelor of Science in Natural Science Athletic Training Pre-Dental Pre-Medical Pre-Pharmacy Pre-PT Pre-Vet Post-Bachelor's Certificate in Natural Science	
School of Nursing	Bachelor of Science in Nursing	Master of Science in Nursing Post-Master's Certificate Nurse Practitioner Nurse Educator Doctor of Nursing Practice
School of Professional Psychology	Bachelor of Arts in Psychology	Doctor of Psychology in Clinical Psychology
School of Social Work	Bachelor of Science in Social Work	Master of Social Work

SCHOOL	UNDERGRADUATE	GRADUATE
College of Social Sciences and Humanities		
School of Business	Associate of Arts in Business Administration Bachelor of Science in Accounting Bachelor of Science in Business Administration Business Management Marketing Human Resource Management Post-Bachelor's Certificate in Accounting	Master of Science in Business Communication
School of Communication	Bachelor of Science in Communication Communication Studies Business Communication Media Studies	
School of Liberal Studies	Bachelor of Arts in Interdisciplinary Humanities Bachelor of Arts in Interdisciplinary Liberal Studies Bachelor of Arts in Interdisciplinary Social Sciences Bachelor of Fine Arts in Creative Writing	
Kentucky College of Art and Design at Spalding University	Bachelor of Fine Arts in Studio Art Digital Media General Fine Arts Graphic Design Interdisciplinary Sculpture Painting Drawing	
Master of Fine Arts in Writing		Master of Fine Arts in Writing



Administration and Leadership Team

Tori Murden McClure, J.D., M. Div., MFA '05
President

Joanne Berryman, Ed.D. '13, MSN, RN, FACHE
Provost

Rush Sherman
Chief Financial Officer

Rick Hudson, Ph.D.
Dean of Students

Chris Hart, M.Ed. '11
Dean of Enrollment Management

Mistalene Calleroz-White, Ph.D.
Dean of Academic Support Services

Ezra Krumhansl, MBA
Chief Information Officer

Rick Barney
Chief Marketing Officer

Bert Griffin, CFRE
Chief Advancement Officer

Roger Burkman
Athletic Director

Kay Vetter, MSBC '12
Director of Institutional Effectiveness

Jennifer Brockhoff
Director of Human Resources

Emily Norris, JD
General Counsel

Chandra Irvin, M.Ed., MDIV
Director, Peace and Restorative Services

Terry Tyler
President, Kentucky College of Art & Design

Board of Trustees

Chair: Paul M. Ratterman

First Vice Chair: James A. Morris

Second Vice Chair: Angela Leet

Board Secretary: Brian B. Reynolds, Ed.D. '99

Rick Blackwell '95

Neville Blakemore

William A. Blodgett, Jr., J.D.

Ishmon Burks

Christe Coe '08

Alfonso N. Cornish

Tony Disser

M. Serra Goethals, Ph.D., SCN '70

Nicholas Harshfield

Rose Howard, Ph.D., SCN

Dana Jackson '99

Melissa Lowe

Joseph P. Malloy

James Rissler

Perry E. Sangalli, Ed.D. '98

Kelly Sheryak

Gene M. Smith '72, J.D.

H.I. Stroth, Jr.

Carter Vance

Jean West

Mary C. Osbourn Woford '59

Faculty Representative: Kathleen Driskell

Trustees Emeriti

Jean W. Frazier '56

Joseph E. Kutz, M.D.

Harry B. Troutman

Deans and Chairs

College of Education	Associate Dean, Dr. Christopher Walsh
Kosair Charities College of Health and Natural Sciences	Associate Dean, Dr. John Burden Associate Dean, Dr. Patricia Spurr
School of Professional Psychology	Chair, Dr. Steven Katsikas
Auerbach School of Occupational Therapy	Chair, Dr. Cindee Quake-Rapp
Athletic Training	Program Director, Dr. John Nyland
School of Nursing	Chair, Dr. Patricia Spurr
School of Social Work	Chair, Dr. Kevin Borders
College of Social Sciences and Humanities	Associate Dean, Dr. Melissa Chastain
School of Business	Chair, Dr. Michelle Reiss
School of Communication	Chair, Dr. Melissa Chastain
School of Liberal Studies	Chair, Dr. Pattie Dillon
Master of Fine Arts in Writing	Program Director, Sena Naslund Administration Director, Karen Mann Associate Program Director, Kathleen Driskell
Kentucky College of Art and Design at Spalding University	Chancellor, Churchill Davenport
Dean of Students	Dr. Richard Hudson
Dean, Enrollment Management	Chris Hart
Dean, Academic Support Services	Dr. Mistalene Calleroz-White

Identification Codes

Agency	Code	Notes
ACT	1534	4-digit code used by the ACT test.
ATP (American Testing Program)		see CEEB
CEEB (College Entrance Examination Board)	1552	4-digit code used by standardized tests, such as SAT.
College Board		see CEEB
Federal Unit ID	15757	6-digit identification number assigned to institutions that are in the Postsecondary Education Participants System (PEPS). This system is maintained by the Office of Postsecondary Education (OPE) which tracks the eligibility status of postsecondary institutions. This number is a unique identification assigned to postsecondary institutions surveyed throughout the Integrated Postsecondary Education Data Systems (IPEDS).
FICE (Federal Interagency Committee on Higher Education)	001960	6-digit code originally created by the Federal Interagency Committee on Education.
OPEID	001960	<p>Identification number used by the U.S.</p> <p>Department of Education's Office of Postsecondary Education (OPE) to identify schools that have Program Participation Agreements (PPA) so that its students are eligible to participate in Federal Student Financial Assistance programs under Title IV regulations.</p>

Library

Spalding University Through Ownership

- 101,266 Print Materials
- Over 100,000 online monographic academic titles
- 102 Print Serial Titles
- 2,330 Audio-Visual Units
- 70 Online Databases & Encyclopedias
- 816 Online Reference Books
- 425,638 Electronic Book Titles
- 70,000 Streaming Video Titles

The Kentuckiana Metroversity, Inc. By Formal Agreement

- At least 2,489,002 Print Materials
- At least 18,097 Serials
- At least 286 Databases

Association of Independent Kentucky Colleges and Universities By Formal Agreement

- Abstracting and Full-Text for 2,742 Periodical Titles Through Kentucky Virtual Network:
- 49 Databases
- Kentucky Statistics
- Kentuckiana Digital Library

The library offers many electronic resources with password access to more than 40 online databases and approximately 17,600 full-text online periodicals. Spalding University is a member of the LYRASIS the largest regional library network in the United States. In addition, the nationwide standard Online Computer Library Center (OCLC) cataloging utility is the library's backbone for the creation of Voyager, the online catalog, interlibrary loan activities, technical services support, and staff training opportunities as well as additional discounted electronic resource licenses.

The Spalding University Library also incorporates six special collections:

- The Kentucky Collection contains works about the Commonwealth of Kentucky or by Kentucky authors.
- The University Archives contain 1000 linear feet of documents about the history of the college, administrative and official files, photographs, publications, and memorabilia.
- The Edith Stein Collection houses "one of a few worldwide centers that gather and maintain original manuscripts and first and special editions of the works and thoughts of this renowned phenomenologist."
- Housed in the Masters of Fine Arts (MFA) office, the MFA Library provides resources on the craft of writing as well as publications of Spalding University faculty and students as well as residency guest authors.

Technology

Spalding is committed to offering students the latest technology to support learning. The average age of computers on campus is 18 months. In our 9 computer labs we offer students access to a variety of software including: Microsoft Office, SPSS, the Adobe Suite, Google Docs, and SMART Notebook. We have 73 "Smart" classrooms equipped with instructor computers, data projectors, SMART Boards, document cameras. In addition to the labs and classrooms, students have access to another 72 student use computers on campus. High speed Wi-Fi is available throughout campus and is supported with a 400Mbps Internet connection. Each student is provided with a portal account to access email, Moodle, registration information, cloud-based document creation and storage, and subscription-based research tools.

The following chart details on-campus and online resources:

Building	Spalding University Campus Informational Resources
Home and Office Computers with Online Service	Access to Moodle, Google Docs, email, Web Advisor and to Library Electronic Resources
Kosair Charities College of Health and Natural Science Building	<p>8 “Smart” classrooms connected to a projector Lab with 24 Student Computer Stations and one instructor station connected to a projector</p> <p>Lab with 30 Student Computer Stations and one instructor station connected to a projector</p> <p>enTECH Computer Lab has 41 Student Computer Stations with Adaptive Technology</p>
Library	<p>Wifi access throughout the Library</p> <p>Student Lounge in basement has 4 computers</p> <p>Large Lecture “Smart” Classroom in Basement</p> <p>IT “Smart” Staff Training Lab has 10 Computer Stations & Presenter Station Connected to a Projector</p> <p>Main Floor has 16 Student Computer Stations and 5 collaborative technology suites with 55” LED displays.</p> <p>Collaboratory-Faculty/Staff technology resource center</p> <p>8 Private “quiet” study rooms with computers in basement and on 2nd floor</p> <p>The 3rd floor has a WI-FI student lounge, 3 “Smart” classrooms and a 24seat computer lab</p> <p>Mathematics Classroom Lab</p>
Mansion, East and West	<p>Complete wireless throughout 6 “Smart” Classrooms have Instructor Stations connected to a Projector</p> <p>1 Education Lab- has 20 Student Stations plus a teacher station connected to a projector</p>
Morrison Hall	Wifi Access Throughout the Building

Building	Spalding University Campus Informational Resources
Republic Academic Center	Wifi Access Throughout the Building 3 Conference Rooms with 60” LED Displays 8 “Smart” classrooms 2 Laptop Carts with 60 laptops for testing and class use
Spalding Suites	Wifi access throughout the Building 6 Student general use computers and a printing kiosk
Teilhard Hall	Complete wireless throughout 3 Apple iMac Design labs with capacity of 16, 16 and 20 7 “Smart” Classrooms have Instructor Stations connected to a Projector
Third Street Academic Center	Complete wireless access throughout 10 “Smart” Classrooms have Instructor Stations connected to a Projector 1 “Smart” Boardroom has Instructor Station connected to a Projector
University Center	Complete wireless access throughout the University Center 4 Student general use computers in basement lounge

Admissions 2015-2016 (This data was updated July 2016)

Admission 2015-2016 Day Undergraduate First Time Traditional

Term	Student Enrollment	% Enrolled after		14-15 Totals	% of 14-15
		Deposit			
S11516	197	90%		207	94%
S21516	4	80%		2	100%
S31516	0	0%		0	0%
S41516	2	100%		5	50%
S51516	1	100%		0	0%
S61516	0	0%		0	0%
S71516	0	0%		1	100%
Totals	206	90%		215	97%

Admission 2015-2016 Day Undergrads-Transfer and Non Traditional*

Term	Student Enrollment	% Enrolled after		14-15 Totals	% of 14-15
		Deposit			
S11516	67	94%		64	103%
S21516	10	100%		10	90%
S31516	9	90%		7	57%
S41516	48	96%		22	182%
S51516	14	93%		18	83%
S61516	19	86%		6	150%
S71516	5	100%		6	67
Totals	172	94%		133	111%

Admission Report 2015-2016 Adult Accelerated Program

Term	Student Enrollment	% Enrolled after		14-15 Totals	% of 14-15
		Deposit			
S11516	35	97%		65	75%
S21516	18	100%		26	62%
S31516	10	100%		14	114%
S41516	23	96%		41	83%
S51516	24	92%		21	110%
S61516	3	100%		5	220%
S71516	9-	100%		14	100%
Totals	122	97%		186	98%

*Non Traditional students have never attended college and are above the age of 24

Undergraduate Admission Requirements

Admission Consideration	Required	Recommended	Neither
Secondary school GPA	X		
Secondary school rank		X	
Secondary school record	X		
Completion of college-preparatory program		X	
Recommendations		X	
Formal demonstration of competencies (e.g., portfolios, certificates of mastery, assessment instruments)			X
SAT/ACT	X		
Other Test (Wonderlic, WISC-III, Etc.)			X
TOEFL (Test of English as a Foreign Language) for International applicants	X		

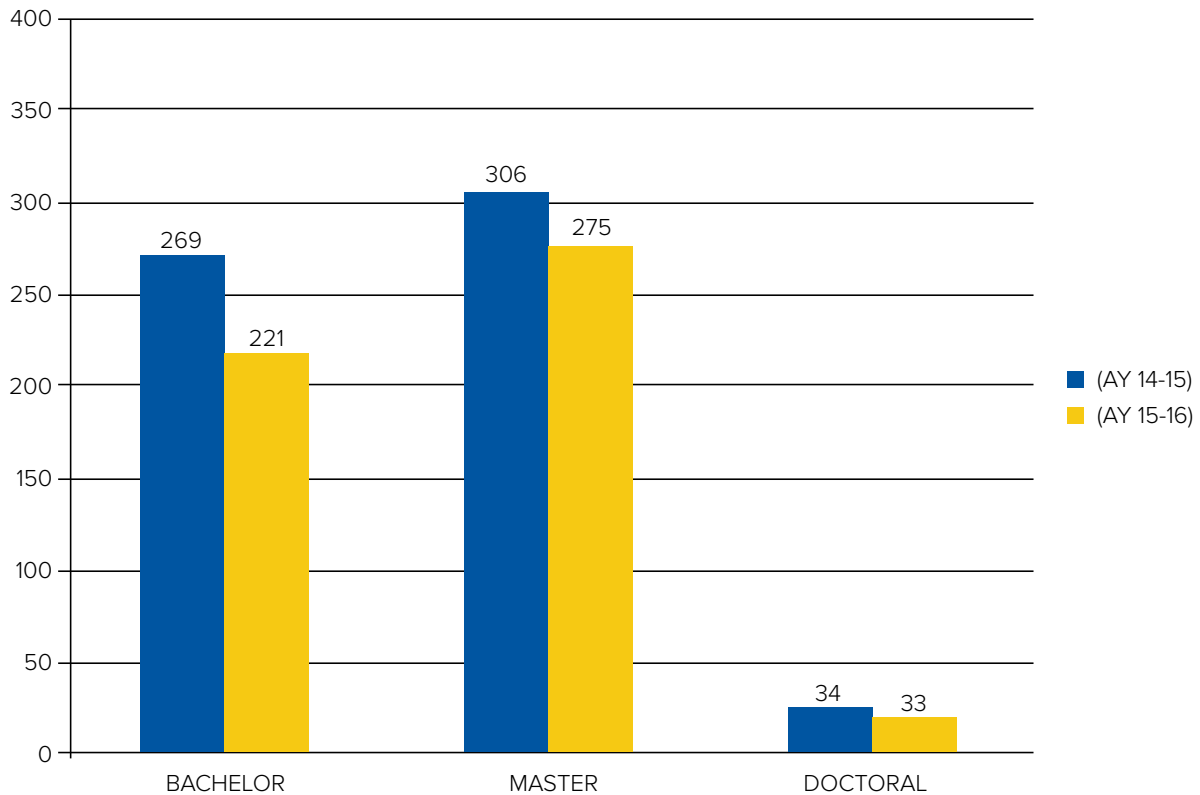
Graduate Admission Requirements

For admission to a graduate program, an applicant must have completed requirements for a bachelor's degree from an accredited institution of higher education. In addition, the applicant must submit all of the following to the Admissions Office:

1. Completed application for admission to graduate program
2. Payment of the non-refundable application fee
3. Official transcripts of all undergraduate and graduate college work completed
4. Official GMAT, GRE or MAT scores as required by the program (see program admission requirements)
5. Interview and letters of recommendation as specified by the program (see program admission requirements)
6. Other program-specific requirements as identified in program admission materials

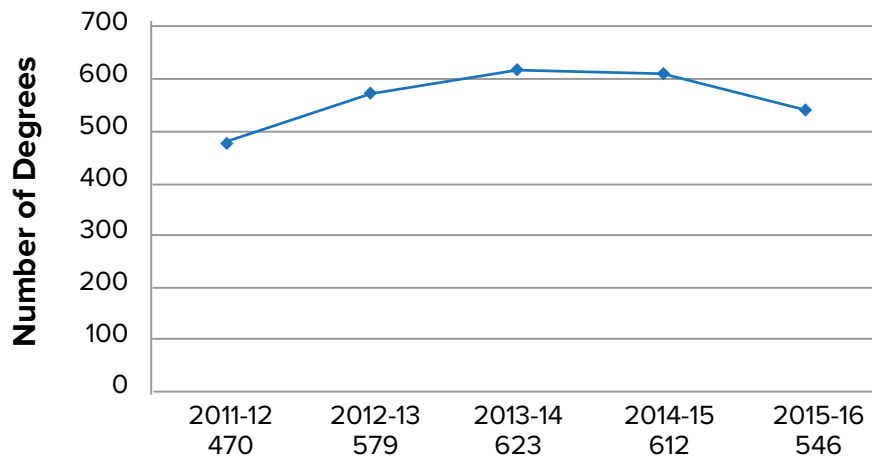
Completion Rates Reported to IPEDS

This data reflects totals of all degree-level completions for the 2015-2016 academic year. A completion occurs with the official conferral of the degree.



Below is a graphic of the 5-year trend data that shows growth in all degrees conferred.

5 Year Trend of Total Conferred Degrees



Graduation Rates as Reported to IPEDS

The graduation rate is the percentage of an entering cohort who complete a bachelor's degree within six years. When calculating these rates IPEDS only looks at traditional first-time, full-time, degree-seeking students, which has traditionally been about 10% of Spalding undergraduates. Because of small cohorts, a few students can greatly influence the graduation rate calculation.

Trend Data for the IPEDS 6-Year (150%) Graduation Rate for First-Time, Full-Time, Degree-Seeking Cohorts

Cohort Entering	Fall 2003	Fall 2004	Fall 2005	Fall 2006	Fall 2007	Fall 2008	Fall 2009	Fall 2010
Spalding University	34%	49%	42%	44%	39%	38%	43%	47%
University of Louisville	48%	48.6%	50.8%	52.1%	53.5%	53.6%	52%	52.8%

Tuition and Cost – 2016-2017

Tuition and Fees – 2016-2017	Tuition Per Credit Hour
Undergraduate- Daytime Courses #100-400, except Health Sciences, Nursing, OT, Athletic Training and Studio Art	\$795.00
Athletic Training - Undergraduate and graduate courses, #300-700	\$785.00
Health Sciences, Nursing, and OT Undergraduate DAY and graduate courses, #300-700	\$860.00
Adult Accelerated Program (AAP) Undergraduate evening/weekend courses, #100-400	\$410.00
Studio Art (KyCAD) - Undergraduate courses, #100-400	
Social Work, Master (MSW) - Graduate courses, #500-600	\$695.00
Master of Science in Business Communication (MSBC) Graduate courses, #600-700	\$615.00
Psychology-Doctorate (Psy.D.) - Graduate courses, #500-800	\$975.00
Education, Master - Graduate courses, #500-600	\$680.00*
Doctor of Nursing Practice (DNP) - Graduate courses #700-800	\$860.00
Education, Doctorate – Ed.D. - Graduate courses, #700-800	\$775.00
Master of Fine Arts in Writing (MFA) - Graduate courses, #500-600	\$560.00

*\$5,000 Degree Scholarship Program

For all master's education courses, reduces tuition to \$360 per credit hour.

Housing Costs– 2016-2017

For Financial Aid purposes, all room and meal charges are posted to students' tuition accounts at the beginning of the term. For example, the charges for Sessions 1, 2, & 3 will be charged at the beginning of the fall term in August.

Room Charge per Term (Fall and Spring) - 3 Sessions

Spalding Suites

Private Room	\$2,750.00/semester
Double Room	\$2,400.00/semester

Morrison Hall

Private Room	\$2,650.00/semester
Double Room	\$2,300.00/semester

Meal Charge per Term (Fall and Spring) - 3 Sessions

Standard (10 meals/week)	\$1400.00/semester
Flex Plan (5 meals/week)	\$1200.00/semester

\$100.00 housing application fee.

This is an out-of-pocket expense and cannot be drawn down from scholarships or financial aid.



Tuition and Cost

(Reported in IPEDS Institutional Characteristics Report)

Undergraduate	12-13	13-14	14-15	15-16	16-17
Tuition Per Credit Hour	\$685	\$748*	\$765*	\$800	\$811
Average Fee Per Credit Hour	N/A	N/A	N/A	N/A	N/A
Annual Tuition (based on 30 Credits)	\$20,550	\$22,425	\$22,950	\$24,000	\$24,330
Fees 1	N/A	N/A	N/A	N/A	N/A
*Total Tuition and Fees (based on 30 Credits)	\$20,550	\$22,425	\$22,950	\$24,000	\$24,330
Room Charges (Double Occupancy)	\$5,600	\$5,600	\$5,600	\$5,600	\$4,800
Board Charges	\$4,800	\$4,800	\$2,800	\$2,800	\$2,800
Combined Room and Board (6 Sessions)	N/A	N/A	N/A	N/A	N/A
Books and Supplies	\$1,050	\$1,050	\$1,050	\$1,260	\$1,260
On Campus Other Expenses	\$3,564	\$3,564	\$3,564	\$3,564	\$3,564
TOTAL Tuition, Room, Board, Books and Other Expenses	\$35,564	\$37,439	\$35,964	\$37,224	\$36,754
Off Campus (not with family)	\$10,920	\$10,920	\$10,920	\$10,920	\$10,920
Room and Board	\$3,564	\$3,564	\$3,564	\$3,564	\$3,564
Off Campus (not with family)	\$3,564	\$3,564	\$3,564	\$3,564	\$3,564
Other Expenses					
Off Campus (with family)					
Other Expenses					
*Based on average of undergraduate tuition rates and 30 credit hours					
†We no longer charge separate course fees					

Graduate	12-13	13-14	14-15	15-16	16-17
Application Fee	\$30	\$30	\$30	\$30	\$30
Average Tuition – Full Time	\$12,600	\$12,285	\$13,086	\$13,572	\$14,292
Required Fees – Full Time	N/A	N/A	N/A	N/A	N/A
Per Credit Hour Charge – PT	\$700	\$683	\$727	\$754	\$794

Financial Aid

Financial Aid 2015-16

(Full-time, First-Time, Degree-Seeking Cohort as reported to IPEDS)

Fall 2015 Full-time, First-time Degree-seeking cohort	179
Number in cohort who received any financial aid	179 (100%)

Types of aid	Number of students receiving aid	Percent of cohort receiving aid	Average amount of aid they received
Federal grants (grants/educational assistance funds)	88 (out of 179)	49%	\$4858
State/local government grants (grants/scholarships/waivers)	144 (out of 179)	80%	\$4406
Institutional grants (scholarships/fellowships)	165 (out of 179)	92%	\$7664
Federal loans (include Perkins Loans)	125 (out of 179)	70%	\$4519

College Affordability

College affordability is a hot topic in higher education. In accordance with the Higher Education Opportunity Act of 2008 (HEOA), any postsecondary institution that participates in Title IV federal student aid programs must post a net price calculator on its website that uses institutional data to provide estimated net price information to current and prospective students and their families based on a student's individual circumstances. This calculator allows students to calculate an estimated net price of attendance at an institution (defined as cost [price] of attendance minus grant and scholarship aid) based on what similar students paid in a previous year. The net price calculator is required for all Title IV institutions that enroll full-time, first-time degree- or certificate-seeking undergraduate students.

Spalding University's calculator can be found here:

<https://spalding.studentaidcalculator.com/survey.aspx>

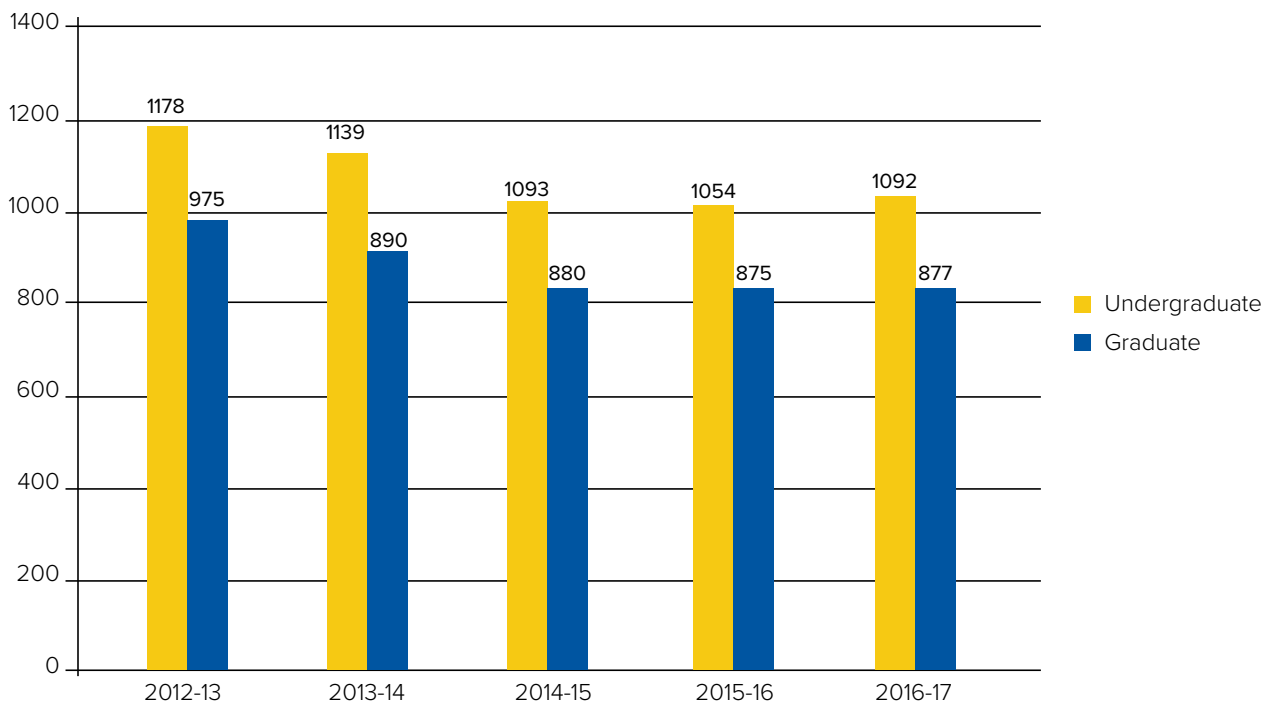
Student Enrollment

	Fall 12-13	Fall 13-14	Fall 14-15	Fall 15-16	Fall 16-17
Total number of full-time undergraduate students (those taking 12 or more credit hours)	985	954	921	925	920
Total number of full-time graduate students (those taking 9 or more credit hours)	823	772	716	715	723
Total FTE of part-time undergraduate student enrollment **	193	185	172	129	172
Total FTE of part-time graduate student	152	118	164	160	154
Total number of student FTE's enrolled in Spalding	2153	2029	1973	1929	1969

**Calculated using the SACS formula for reporting enrollment information (total hours of all undergraduate students carrying fewer than 12 credit hours divided by 12)

***Calculated using the SACS formula for reporting enrollment information (total hours of all postbaccalaureate students carrying fewer than 9 credit hours divided by 9)

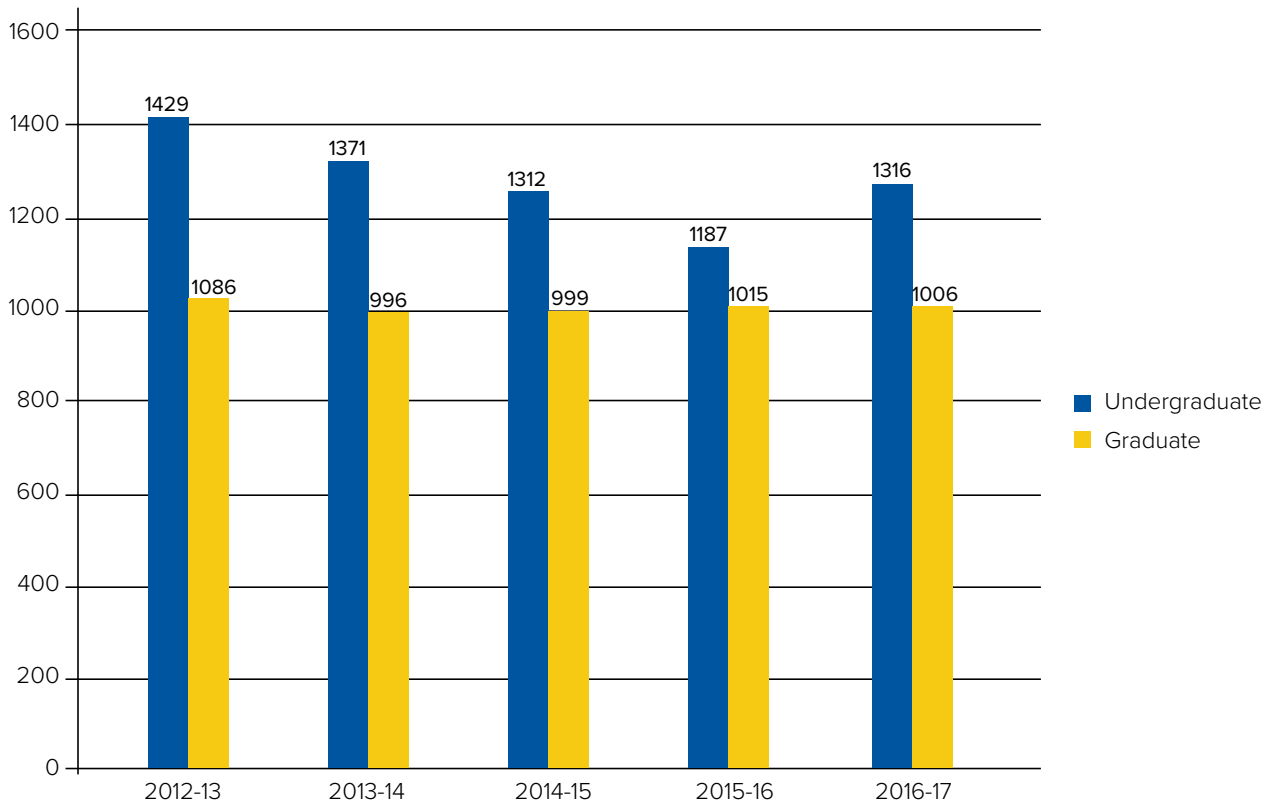
FTE 5-Year Trend



Student Enrollment Head Count

	Fall 12-13	Fall 13-14	Fall 14-15	Fall 15-16	Fall 16-17
Total number of fulltime undergraduate students (those taking 12 or more credit hours)	985	954	921	925	920
Total number of fulltime graduate (those taking 9 or more credit hours)	823	772	716	715	723
Total headcount of parttime undergraduate student enrollment	444	417	391	262	396
Total headcount of parttime graduate student enrollment	263	224	283	300	283
Total number of students enrolled in Spalding University (Headcount)	2515	2367	2311	2202	2322

Enrollment 5-Year Trend

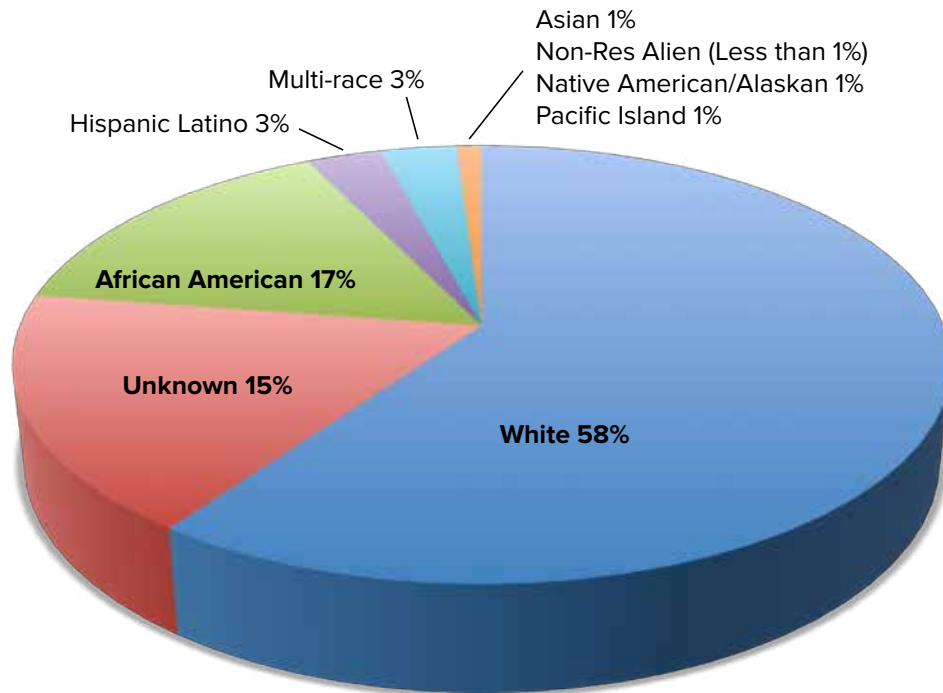


Student Ethnicity

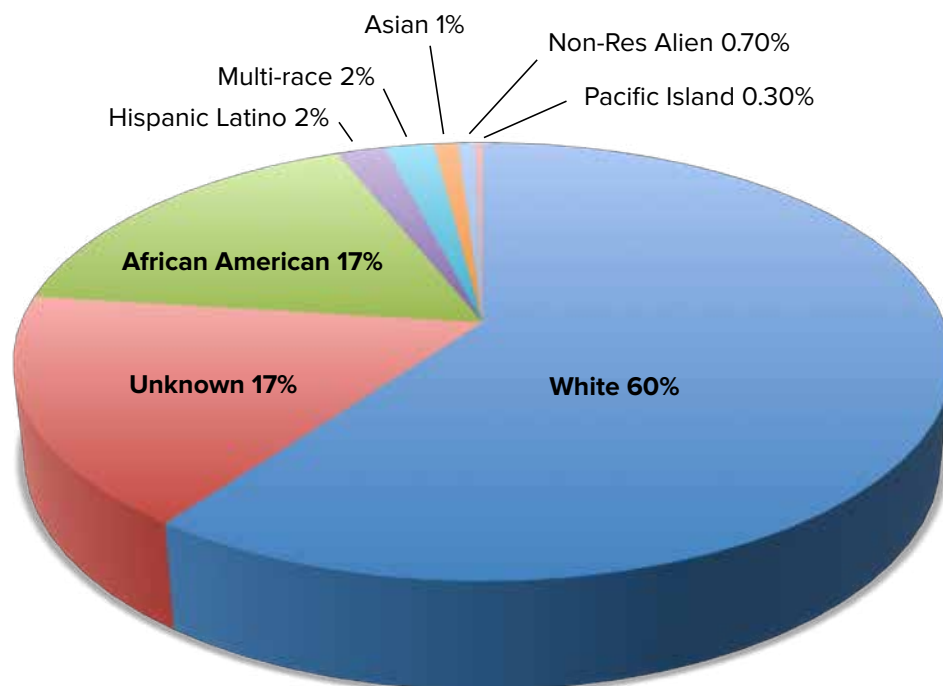
As reported in 2016 CPE Fall Enrollment Data

	Graduate	Undergraduate	Grand Total
FEMALE	805	932	1737
Full Time	584	666	1250
1-Non Resident Alien	1	0	1
2-Black, non-Hispanic	96	121	217
3-American Native/Alaskan	0	1	1
4-Asian	7	7	14
5-Hispanic	5	21	26
6-White	349	481	830
7-Unknown/RFA	106	13	119
8-Multi Race	18	22	40
9-Hawaiian/Pacific Islander	2	0	2
Part Time	221	266	487
1-Non Resident Alien	0	0	0
2-Black, non-Hispanic	42	40	82
3-American Native/Alaskan	0	0	0
4-Asian	3	6	9
5-Hispanic	8	6	14
6-White	138	102	240
7-Unknown/RFA	29	103	132
8-Multi Race	1	9	10
9-Hawaiian/Pacific Islander	0	0	0
MALE	201	384	585
Full Time	139	254	393
1-Non Resident Alien	0	3	3
2-Black, non-Hispanic	19	50	69
3-American Native/Alaskan	1	0	1
4-Asian	1	7	6
5-Hispanic	3	12	15
6-White	85	165	250
7-Unknown/RFA	29	6	35
8-Multi Race	0	10	10
9-Hawaiian/Pacific Islander	1	1	2
Part Time	62	130	192
1-Non Resident Alien	1	0	1
2-Black, non-Hispanic	12	14	26
3-American Native/Alaskan	1	0	1
4-Asian	2	1	3
5-Hispanic	0	3	3
6-White	35	32	67
7-Unknown/RFA	8	78	86
8-Multi Race	2	2	4
9-Hawaiian/Pacific Islander	1	0	1
Grand Total	1006	1316	2322

Undergraduate Student Diversity (Fall 2016)

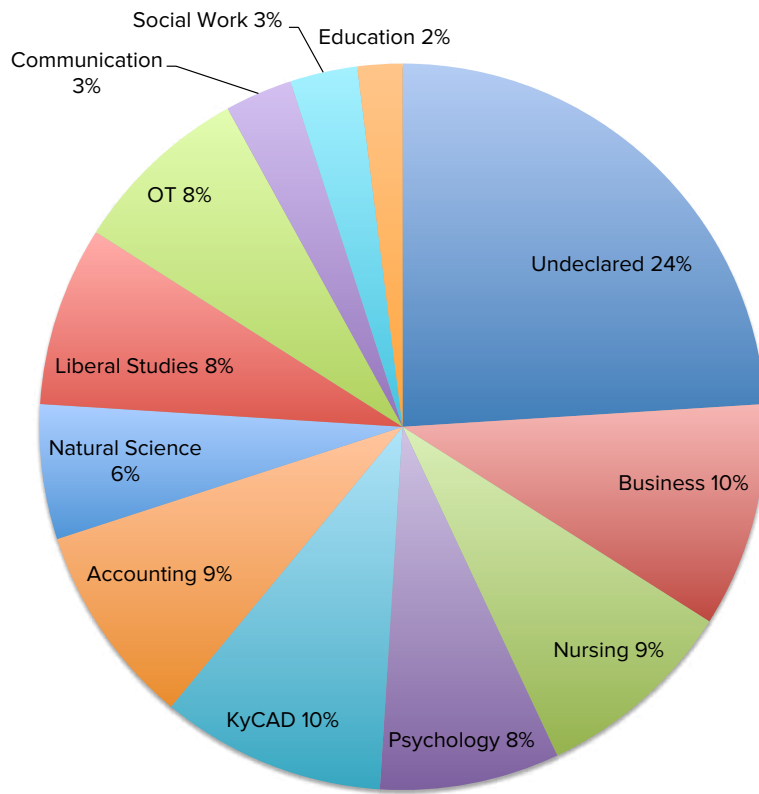


Graduate Student Diversity (Fall 2016)

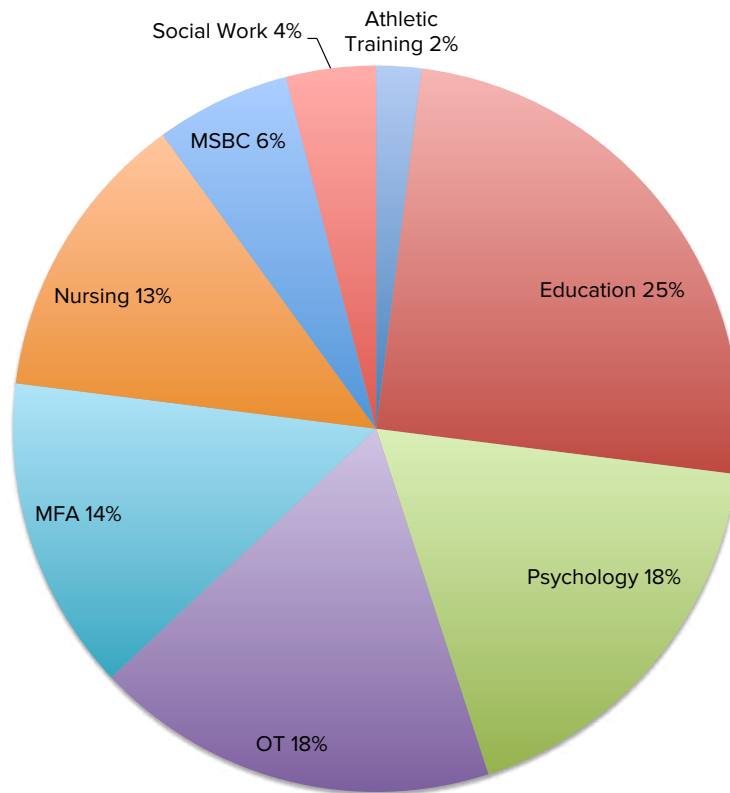


Enrollment

Undergraduate Students by Program- Fall 2016



Graduate Students by Program- Fall 2016



Age of Students

UNDERGRADUATES

Traditional Average Age = 26 years old

AAP Average Age = 36 years old

GRADUATES

Average Age = 35 years old

ETS Proficiency Profile

(Previously the Academic Profile [AP] and the Measure of Academic Proficiency and Progress [MAPP])

Spalding University administers the Proficiency Profile, still commonly referred to as the “MAPP”, to both first-year students and rising juniors to assess the University Studies program. This assessment helps Spalding to reflect upon the collected results and make decisions about continuous improvement across campus.

As of May 2016, Spalding data includes 668 students who have taken both the first-year (freshmen) and rising junior exams. This is the “apples-to-apples” data comparison that shows outcomes for students who came to Spalding University in their first year (or transferred in with less than 16 credits) and continued to take classes into their junior year. These students will be referred to as the “Spalding Cohort” or “cohort”. This data reflects *cumulative* data from December 2006 to May 2016.

Spalding University junior cohorts are testing out at a lower percentile (37th percentile) than all juniors with the national average (54th percentile). In this report, Spalding Cohort students showed an overall gain between first year and junior exams (+3.9) which is higher than the national average (+3.63). We continue to show large gains in many areas, most notably in Reading and Mathematics.

The current data indicates that Spalding students are gaining skills between their first and junior years. The national averages include all first-years and juniors nationwide who have taken the exam but do not represent an “apples-to-apples” match like the Spalding cohort, so actual gain of national scores between all first years and all juniors is not exact.

	Overall Scores Scale 400-500	Critical Thinking Scale 100-130	Reading Scale 100-130	Writing Scale 100-130	Math Scale 100-130	Humanities Scale 100-130	Social Sciences Scale 100-130	Natural Sciences Scale 100-130
ETS National Scores for JUNIORS	442.7 54th Percentile	111.3	117.5	113.8	112.7	114.4	113.0	114.9
SU Freshman Cohort (668)	431.2 39th Percentile	108.7	113.5	111.8	109.7	111.5	109.9	112.0
SU Junior Cohort* (668)	435.1 37th Percentile	109.8	114.9	112.5	110.9	112.6	110.8	113.2
SU Cohort scores Freshman to Junior	+3.9	+1.1	+1.4	+0.7	+1.2	+1.1	+0.9	+1.2
(Nat'l change)	(+4.5)	(+1.1)	(+1.4)	(+0.6)	(+0.2)	(+1.2)	(+1.1)	(+1.0)



SPALDING
UNIVERSITY

adidas
Swags
2020

172

Athletics

Spalding University is a member of NCAA Division-III and is part of the St. Louis Intercollegiate Conference (SLIAC).

Mission Statement

Spalding University is committed to the education and personal growth of all our students.

Participation in intercollegiate athletics is a privilege and provides a dynamic forum to develop life skills. The athletic venue is a virtual classroom, a practicum in cooperation, self-control, poise, commitment, respect for authority, and selfless devotion to goals larger than individual success.

The Spalding University department of intercollegiate athletics, through an array of competitive opportunities for both men and women, will develop leadership qualities in student-athletes through spirited competition, fair play, thorough preparation, teamwork, dedication, and self-sacrifice.

The Spalding University Golden Eagles athletic program has a training and competition venue of more than 45,000 square feet in the University Center. The facility includes new locker rooms, an athletic training facility, a golf simulator, indoor batting cages, aerobic and weight training spaces and a student lounge. By providing all students, faculty and staff with an athletic training and fitness center, the state-of-the-art facility enhances team sports, increases the prominence of the athletic program, and strengthens the university's wellness program.

Sports 2016-17

MEN'S

Basketball
Baseball
Cross Country
Golf
Soccer
Track and Field

WOMEN'S

Basketball
Bowling
Cross Country
Golf
Soccer
Softball
Track and Field
Volleyball

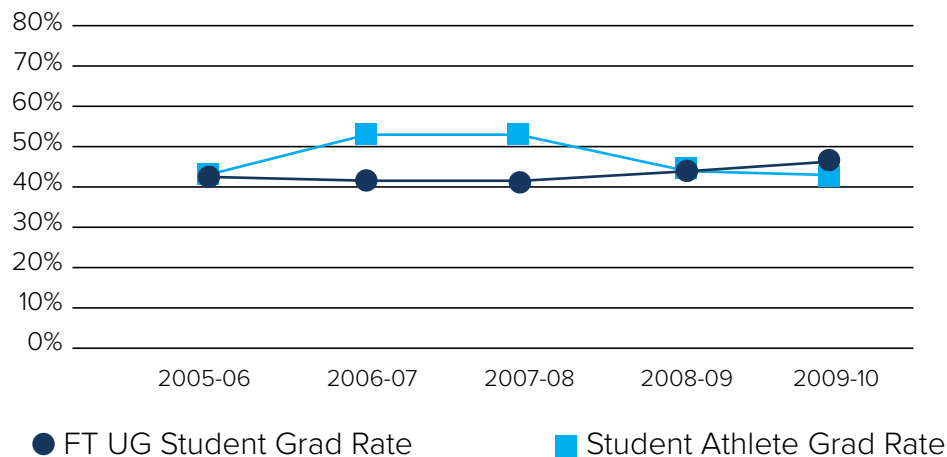


NCAA Data

One of the benchmarks of success is the graduation rates of student athletes. The data below reflects that first-year athletes continue to completion at a slightly higher rate when compared to the overall first-year cohort member graduation rate.

Cohort Year	FT UG Student Grad Rate	Student Athlete Grad Rate
2005-06	42%	43%
2006-07	40%	52%
2007-08	40%	52%
2008-09	43%	44%
2009-10	47%	41%

Athlete Grad Rate vs IPEDS Cohort Grad Rate



Unique Students

Student Count

Female	86
Male	94
Total	180

Students by Sport (Duplicate students are possible - A student may play more than one sport)

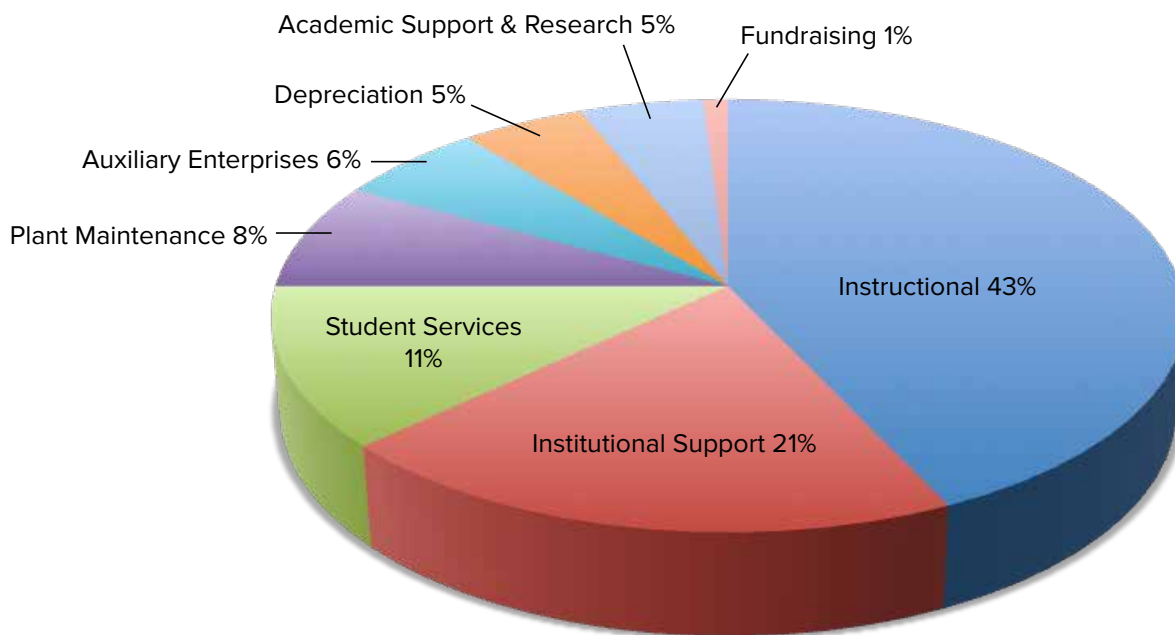
Total of all players by Sport (Sport 1 & 2 Combined)

Men's Basketball	13	Women's Basketball	14
Men's Baseball	24	Women's Bowling	6
Men's Golf	8	Women's Golf	6
Men's Soccer	32	Women's Softball	13
Men's Track	27	Women's Soccer	19
Men's Cross Country	12	Women's Track	26
		Women's Volleyball	14
		Women's Cross Country	11

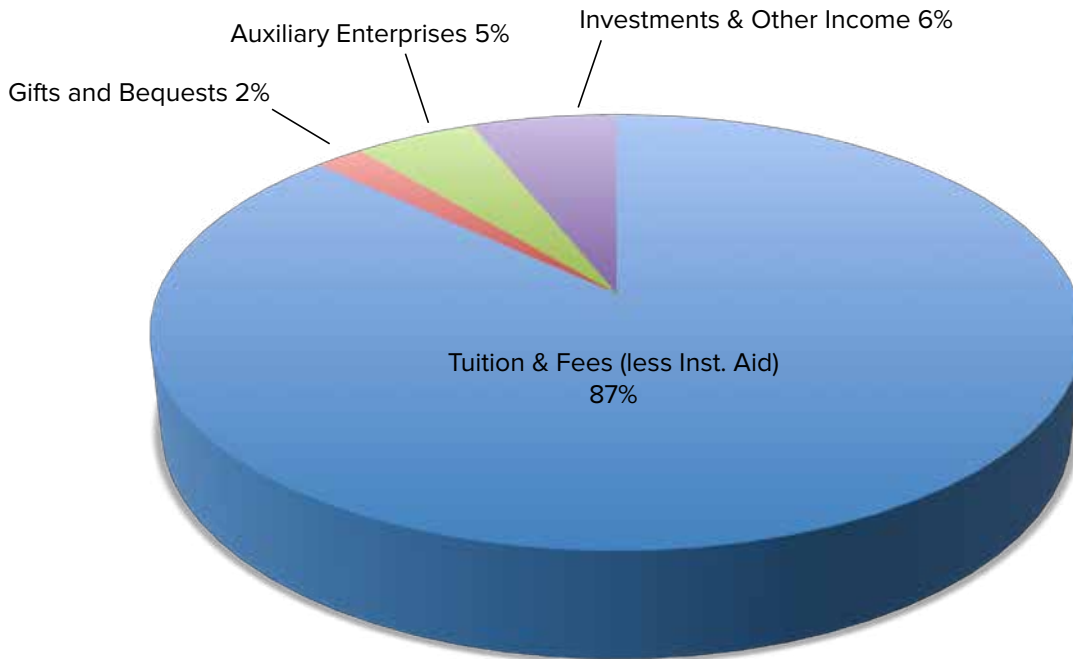
Finances

Financial health of the university is a strategic priority. Many new initiatives have been implemented to bring spending and budgets into balance over the last few years. A university-wide review of budgets and spending occurred to better manage operational costs. Additionally, the last couple of years have seen considerable growth in endowment dollars through prudent investment and reduction in investment management fees. Finally, in response to student need and a national emphasis on college affordability, Spalding has increased institutional student aid to address the current economic situation.

2015-16 Expenses

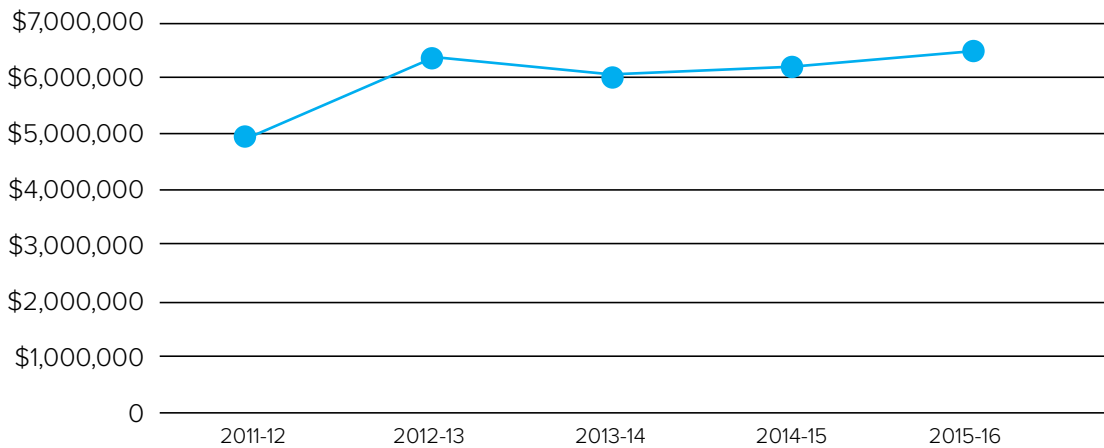


2015-16 Revenues



Institutional Aid Trend Data

5-Year Institutional Aid





www.spalding.edu