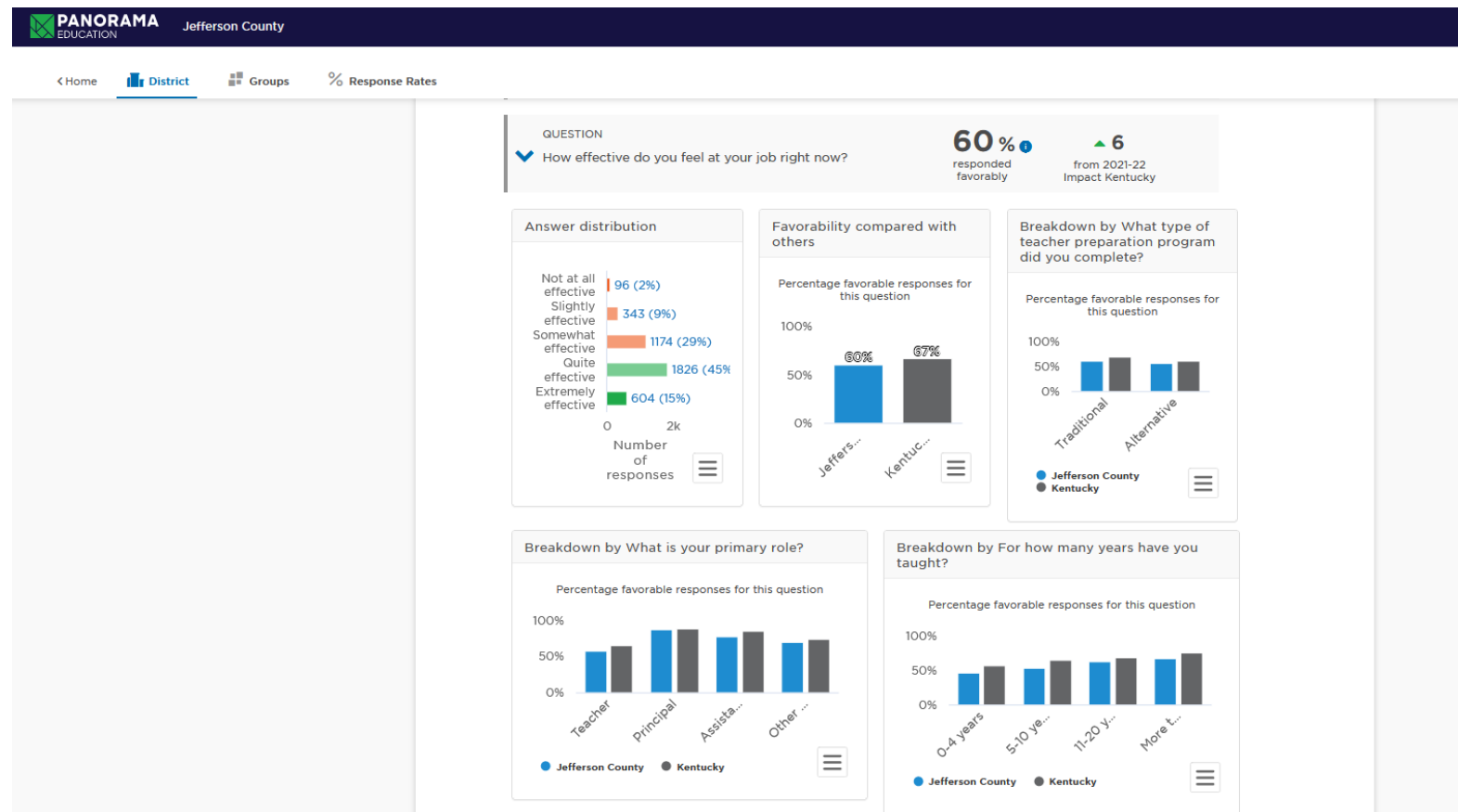


## Impact Kentucky Education Workforce Survey

Administration of the Impact Kentucky survey took place November 1 - December 15, 2023. This dataset includes hired program completers from the 2022-2023 AY, specifically in the 0-4 year category. Across the three relevant items, Teacher Efficacy, Use of Assessment Data in Instruction, and Classroom Management, the majority of responses were favorable, though beginning teachers had lower percentages of favorable responses compared to other groups. It is also worth noting that Alternatively prepared educators had a lower percentage of favorable responses than did Traditionally prepared educators.

### Teacher Efficacy



## Use of Assessment Data in Instruction



Jefferson County

< Home

District

Groups

% Response Rates

### QUESTION

✓ How often do teachers use assessment data to inform their instruction?

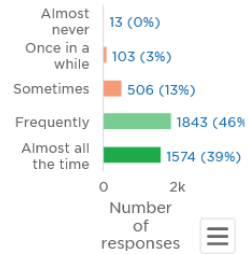
85%

responded favorably

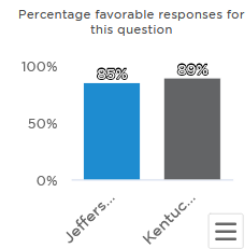
▲ 1

from 2021-22 Impact Kentucky

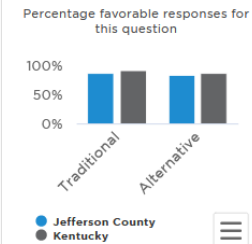
#### Answer distribution



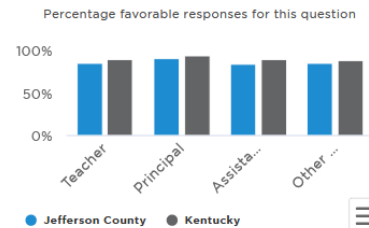
#### Favorability compared with others



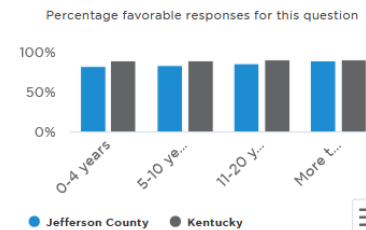
#### Breakdown by What type of teacher preparation program did you complete?



#### Breakdown by What is your primary role?



#### Breakdown by For how many years have you taught?



# Classroom Management



Jefferson County

< Home

District

Groups

% Response Rates

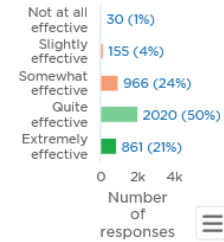
## QUESTION

✓ How effective do you think you are at managing disruptive classes?

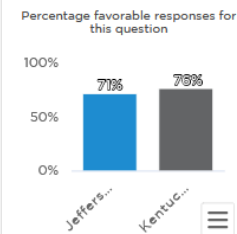
**71%**  
responded  
favorably

**2**  
from 2021-22  
Impact Kentucky

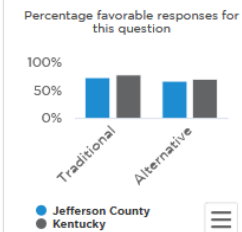
### Answer distribution



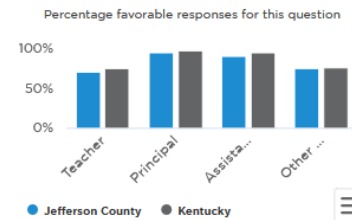
### Favorability compared with others



### Breakdown by What type of teacher preparation program did you complete?



### Breakdown by What is your primary role?



### Breakdown by For how many years have you taught?

