

# Statewide Education-Specific Employment Outcomes



## Postsecondary Feedback Report

Last updated: March 2023



ENROLLMENT & EMPLOYMENT OUTCOMES	DEMOGRAPHIC EMPLOYMENT OUTCOMES	COMPLETION & TRANSFER OUTCOMES	TECHNICAL NOTES
----------------------------------	---------------------------------	--------------------------------	-----------------

This dashboard is powered by the Kentucky Center for Statistics. Those using screen readers may need to click the enter key to select options in filters. This dashboard is best viewed on a desktop computer. If you have any questions regarding accessibility, please contact [kystats@ky.gov](mailto:kystats@ky.gov).

Technical documentation can be found in PDF form here:

[https://bit.ly/psfr\\_pdf](https://bit.ly/psfr_pdf)

An alternative, accessible format in Excel is available for download here:

[https://bit.ly/psfr\\_data](https://bit.ly/psfr_data)

### Enrollment and Employment Outcomes

The **Postsecondary Feedback Report (PSFR)** is a dynamic tool that allows users to explore the connection between employment outcomes associated with graduates of different majors and credential levels at Kentucky postsecondary institutions. This dashboard details 42 of Kentucky's public (4-year and 2-year) and private (4-year) institutions. Hovering over an info button will give more details about a chart. Filtering is done by selecting an institution and/or credential level on the left, or clicking a major icon below.

Postsecondary Institution

All

Credential

All

Student Origin

All

Employment

Qualifying Employment

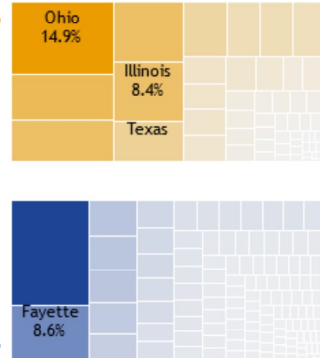
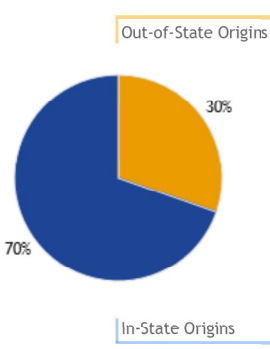
### Student Origins for AY 2022

\*Only postsecondary institution filter applicable.  
\*\*High school students enrolled in dual credit are excluded.

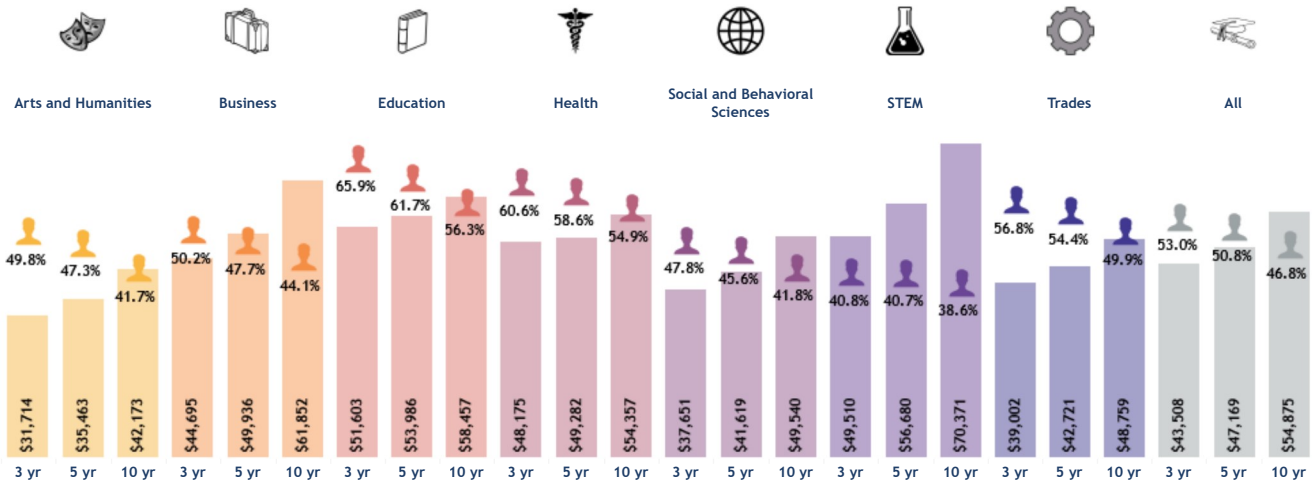
**\$43,508**  
3 years after graduation (median)

**53.0%**  
employed in Kentucky 3 years after graduation

**\$11,367**  
difference in wages 3 to 10 years out



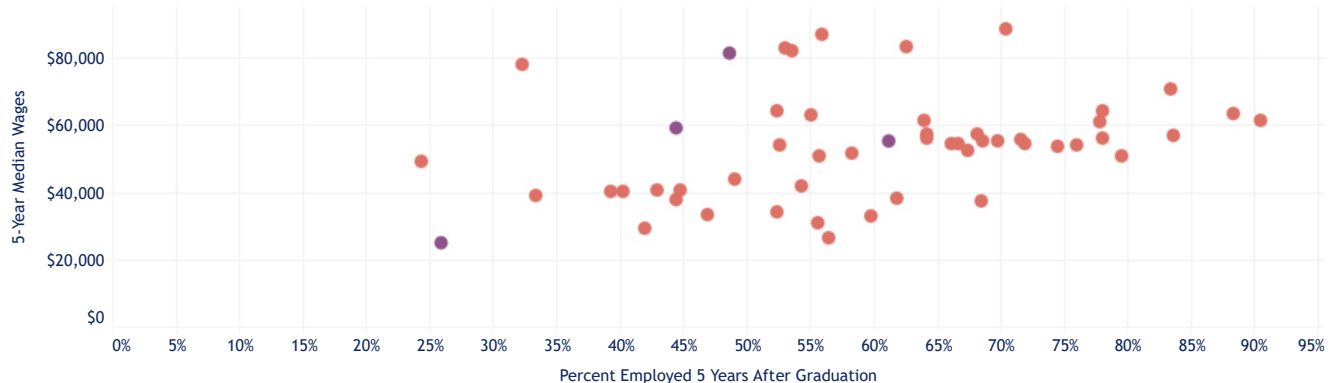
### Longitudinal Qualifying Employment Outcomes for Graduates



### 5-Year Qualifying Employment Outcomes by Major:

(Multiple values)

This scatterplot displays all specific majors across all credential levels. Users can narrow the selection with the filter above this chart. All prior filters will change the chart.



# Spalding University UG Education-Specific Employment Outcomes



## Postsecondary Feedback Report



Last updated: March 2023

ENROLLMENT & EMPLOYMENT OUTCOMES	DEMOGRAPHIC EMPLOYMENT OUTCOMES	COMPLETION & TRANSFER OUTCOMES	TECHNICAL NOTES
----------------------------------	---------------------------------	--------------------------------	-----------------

This dashboard is powered by the Kentucky Center for Statistics. Those using screen readers may need to click the enter key to select options in filters. This dashboard is best viewed on a desktop computer. If you have any questions regarding accessibility, please contact [kystats@ky.gov](mailto:kystats@ky.gov).

Technical documentation can be found in PDF form here:

[https://bit.ly/psfr\\_pdf](https://bit.ly/psfr_pdf)

An alternative, accessible format in Excel is available for download here:

[https://bit.ly/psfr\\_data](https://bit.ly/psfr_data)

### Enrollment and Employment Outcomes

The **Postsecondary Feedback Report (PSFR)** is a dynamic tool that allows users to explore the connection between employment outcomes associated with graduates of different majors and credential levels at Kentucky postsecondary institutions. This dashboard details 42 of Kentucky's public (4-year and 2-year) and private (4-year) institutions. Hovering over an info button will give more details about a chart. Filtering is done by selecting an institution and/or credential level on the left, or clicking a major icon below.

Postsecondary Institution  
Spalding University

Credential  
Bachelor

Student Origin  
All

Employment  
Qualifying Employment

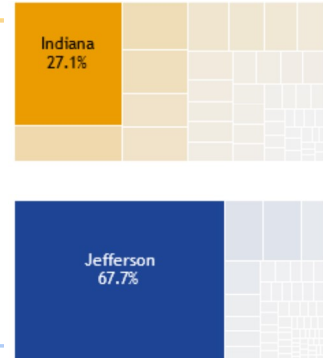
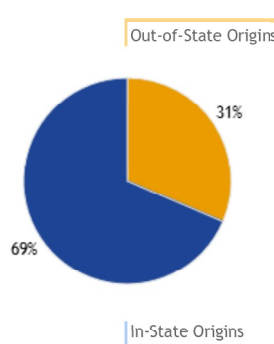
### Student Origins for AY 2022

\*Only postsecondary institution filter applicable.  
\*\*High school students enrolled in dual credit are excluded.

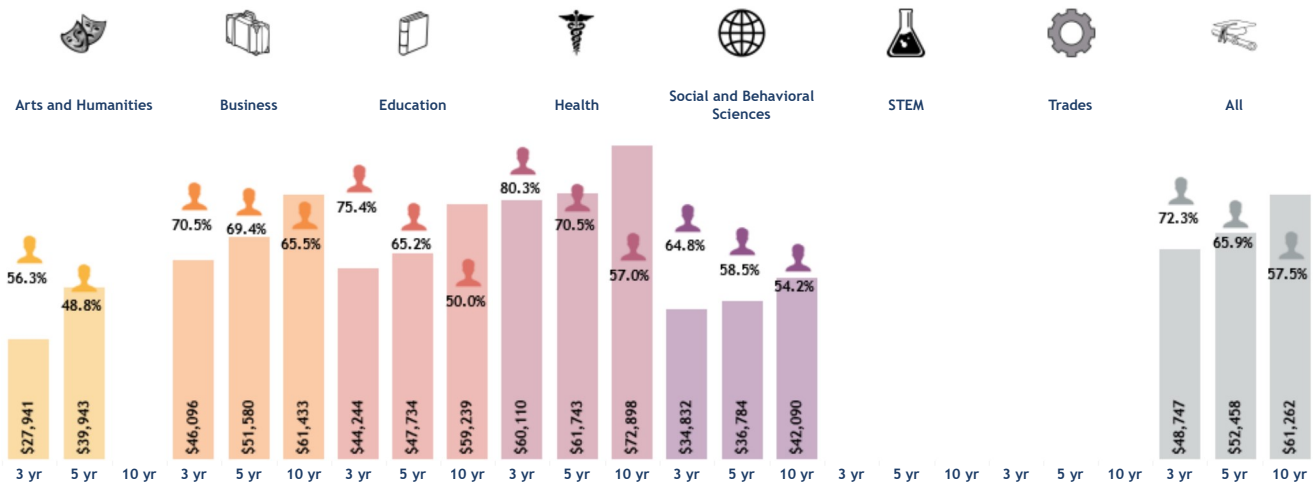
**\$48,747**  
3 years after graduation (median)

**72.3%**  
employed in Kentucky 3 years after graduation

**\$12,515**  
difference in wages 3 to 10 years out



### Longitudinal Qualifying Employment Outcomes for Graduates



### 5-Year Qualifying Employment Outcomes by Major:

(Multiple values)

This scatterplot displays all specific majors across all credential levels. Users can narrow the selection with the filter above this chart. All prior filters will change the chart.



# Spalding University MA Education-Specific Employment Outcomes



## Postsecondary Feedback Report



Last updated: March 2023

ENROLLMENT & EMPLOYMENT OUTCOMES

DEMOGRAPHIC EMPLOYMENT OUTCOMES

COMPLETION & TRANSFER OUTCOMES

TECHNICAL NOTES

This dashboard is powered by the Kentucky Center for Statistics. Those using screen readers may need to click the enter key to select options in filters. This dashboard is best viewed on a desktop computer. If you have any questions regarding accessibility, please contact [kystats@ky.gov](mailto:kystats@ky.gov).

Technical documentation can be found in PDF form here:

[https://bit.ly/psfr\\_pdf](https://bit.ly/psfr_pdf)

An alternative, accessible format in Excel is available for download here:

[https://bit.ly/psfr\\_data](https://bit.ly/psfr_data)

### Enrollment and Employment Outcomes

The **Postsecondary Feedback Report (PSFR)** is a dynamic tool that allows users to explore the connection between employment outcomes associated with graduates of different majors and credential levels at Kentucky postsecondary institutions. This dashboard details 42 of Kentucky's public (4-year and 2-year) and private (4-year) institutions. Hovering over an info button will give more details about a chart. Filtering is done by selecting an institution and/or credential level on the left, or clicking a major icon below.

Postsecondary Institution  
Spalding University

Credential  
Master

Student Origin  
All

Employment  
Qualifying Employment

### Student Origins for AY 2022

\*Only postsecondary institution filter applicable.  
\*\*High school students enrolled in dual credit are excluded.

**\$61,970**

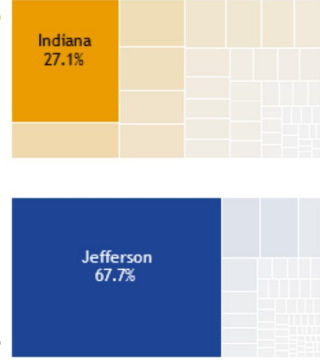
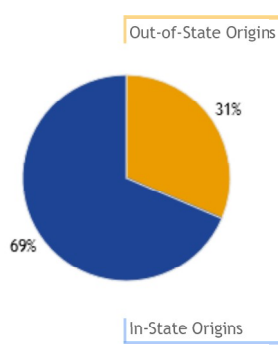
3 years after graduation (median)

**59.9%**

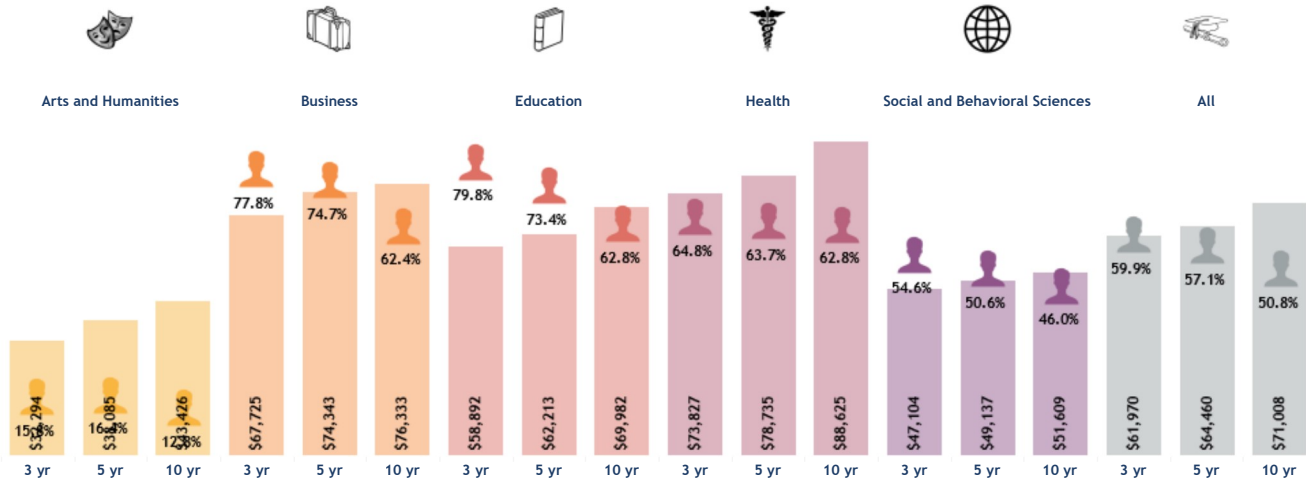
employed in Kentucky 3 years after graduation

**\$9,038**

difference in wages 3 to 10 years out



### Longitudinal Qualifying Employment Outcomes for Graduates



### 5-Year Qualifying Employment Outcomes by Major:

(Multiple values)

This scatterplot displays all specific majors across all credential levels. Users can narrow the selection with the filter above this chart. All prior filters will change the chart.



