



Spalding Combined Post-Secondary Feedback Report AY2425

The Kentucky Postsecondary Feedback Report (PSFR) is an interactive dashboard produced by KYSTATS. It provides comprehensive data on student outcomes from 42 Kentucky public and private institutions, focusing on employment rates, wages, and further education. The report connects graduates' majors and credential levels to regional employment outcomes. This report helps identify which programs lead to high-demand jobs and better earnings, allowing for data-informed career decisions.

The below tableaus show the detailed reports for Kentucky Education graduates overall (page 1), Spalding Education graduates overall (page 2), Spalding Education graduates at the Baccalaureate level (page 3), and Spalding Education graduates at the Masters level (page 4). Overall, our completers have a higher average rate of employment in qualifying positions (those directly requiring the Education degree they earned at Spalding) than Kentucky-wide completers of Education degrees.



Postsecondary Feedback Report



Last updated: August 2024

- ENROLLMENT & EMPLOYMENT OUTCOMES
- DEMOGRAPHIC EMPLOYMENT OUTCOMES
- COMPLETION & TRANSFER OUTCOMES
- TECHNICAL NOTES

This dashboard is powered by the Kentucky Center for Statistics. Those using screen readers may need to click the enter key to select options in filters. This dashboard is best viewed on a desktop computer. If you have any questions regarding accessibility, please contact kystats@ky.gov.

Technical documentation can be found in PDF form here:

An alternative, accessible format in Excel is available for download here:

- Technical Documentation
- Public Access Excel File

Enrollment and Employment Outcomes

The **Postsecondary Feedback Report (PSFR)** is a dynamic tool that allows users to explore the connection between employment outcomes in Kentucky and graduates of different majors and credential levels at Kentucky postsecondary institutions. This dashboard details 42 of Kentucky's public (4-year and 2-year) and private (4-year) institutions. Hovering over an info button will give more details about a chart. Filtering is done by selecting an institution and/or credential level on the left, or clicking a major icon below.

Postsecondary Institution

All

Credential

All

Student Origin

All

Employment

Qualifying Employment

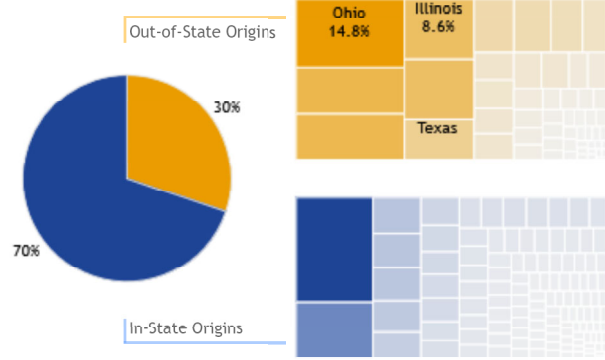
\$48,882
3 years after graduation (median)

53.8%
employed in Kentucky 3 years after graduation

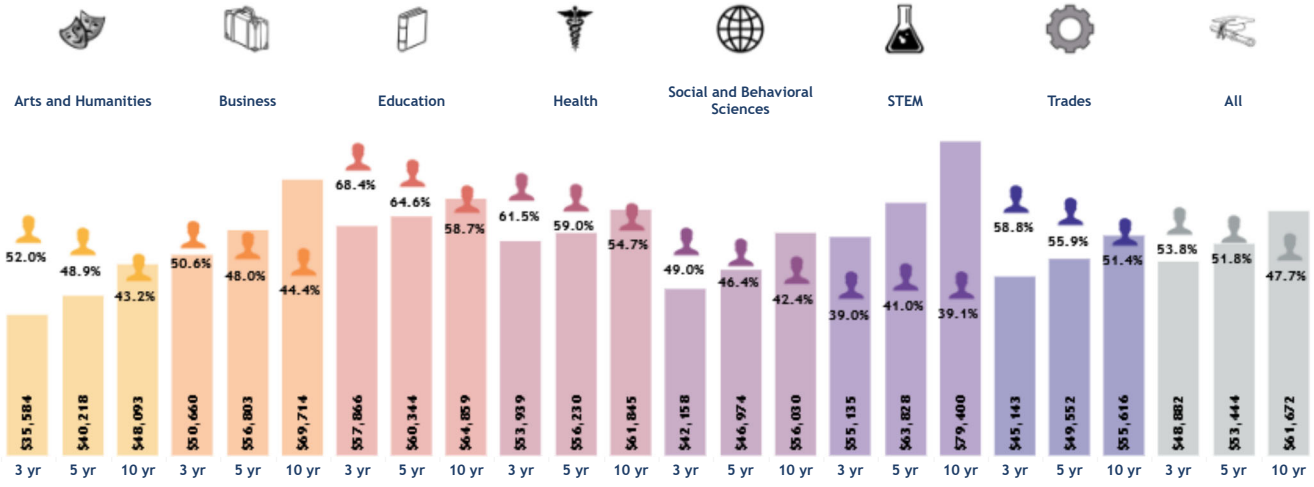
\$12,790
difference in wages 3 to 10 years out

Student Origins for AY 2023

*Only postsecondary institution filter applicable.
**High school students enrolled in dual credit are excluded.



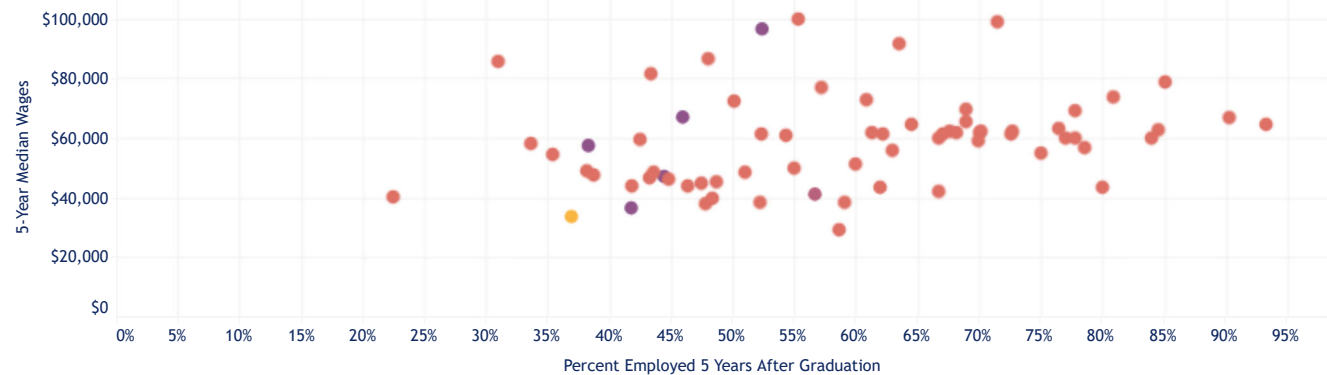
Longitudinal Qualifying Employment Outcomes for Graduates



5-Year Qualifying Employment Outcomes by Major:

Select Major(s)
(Multiple values)

This scatterplot displays all specific majors across all credential levels. Users can narrow the selection with the filter above this chart. All prior filters will change the chart.





Postsecondary Feedback Report



Last updated: August 2024

- ENROLLMENT & EMPLOYMENT OUTCOMES
- DEMOGRAPHIC EMPLOYMENT OUTCOMES
- COMPLETION & TRANSFER OUTCOMES
- TECHNICAL NOTES

This dashboard is powered by the Kentucky Center for Statistics. Those using screen readers may need to click the enter key to select options in filters. This dashboard is best viewed on a desktop computer. If you have any questions regarding accessibility, please contact kystats@ky.gov.

Technical documentation can be found in PDF form here:

- Technical Documentation
- Public Access Excel File

An alternative, accessible format in Excel is available for download here:

Enrollment and Employment Outcomes

The **Postsecondary Feedback Report (PSFR)** is a dynamic tool that allows users to explore the connection between employment outcomes in Kentucky and graduates of different majors and credential levels at Kentucky postsecondary institutions. This dashboard details 42 of Kentucky's public (4-year and 2-year) and private (4-year) institutions. Hovering over an info button will give more details about a chart. Filtering is done by selecting an institution and/or credential level on the left, or clicking a major icon below.

Postsecondary Institution
Spalding University

Credential
All

Student Origin
All

Employment
Qualifying Employment

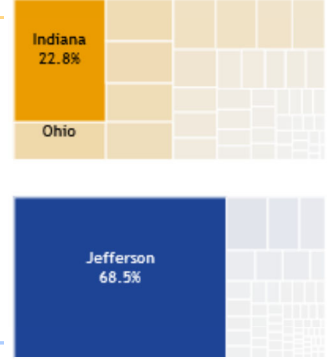
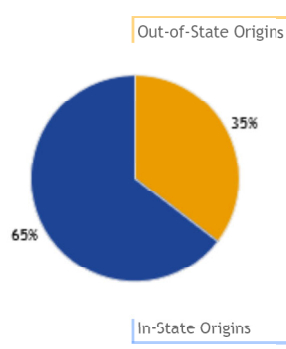
Student Origins for AY 2023

*Only postsecondary institution filter applicable.
**High school students enrolled in dual credit are excluded.

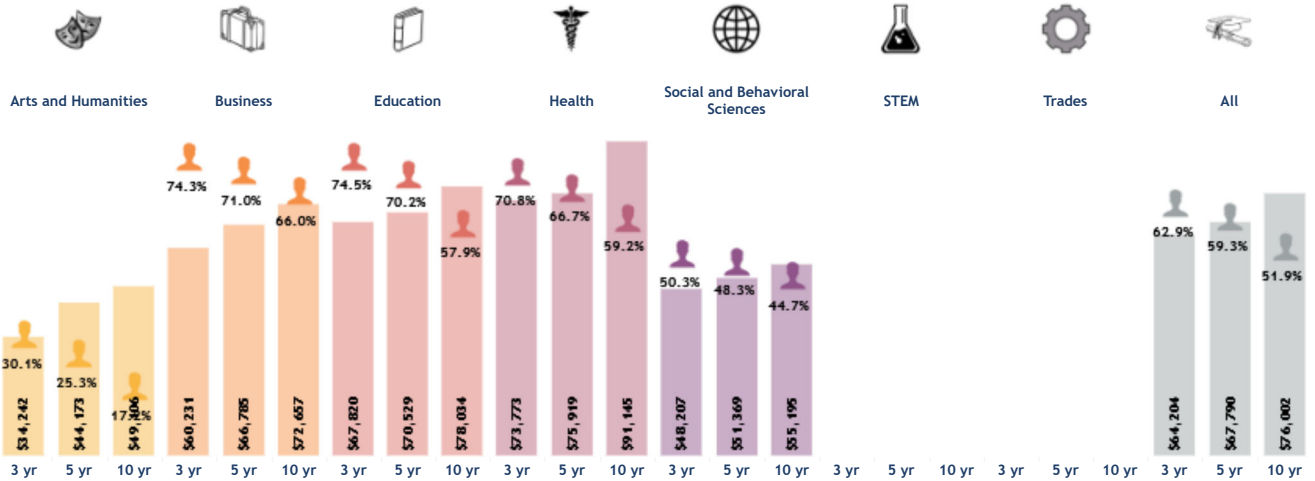
\$64,204
3 years after graduation (median)

62.9%
employed in Kentucky 3 years after graduation

\$11,798
difference in wages 3 to 10 years out



Longitudinal Qualifying Employment Outcomes for Graduates



5-Year Qualifying Employment Outcomes by Major:

Select Major(s)
(Multiple values)

This scatterplot displays all specific majors across all credential levels. Users can narrow the selection with the filter above this chart. All prior filters will change the chart.





Postsecondary Feedback Report



Last updated: August 2024

- ENROLLMENT & EMPLOYMENT OUTCOMES
- DEMOGRAPHIC EMPLOYMENT OUTCOMES
- COMPLETION & TRANSFER OUTCOMES
- TECHNICAL NOTES

This dashboard is powered by the Kentucky Center for Statistics. Those using screen readers may need to click the enter key to select options in filters. This dashboard is best viewed on a desktop computer. If you have any questions regarding accessibility, please contact kystats@ky.gov.

Technical documentation can be found in PDF form here:

- Technical Documentation
- Public Access Excel File

An alternative, accessible format in Excel is available for download here:

Enrollment and Employment Outcomes

The **Postsecondary Feedback Report (PSFR)** is a dynamic tool that allows users to explore the connection between employment outcomes in Kentucky and graduates of different majors and credential levels at Kentucky postsecondary institutions. This dashboard details 42 of Kentucky's public (4-year and 2-year) and private (4-year) institutions. Hovering over an info button will give more details about a chart. Filtering is done by selecting an institution and/or credential level on the left, or clicking a major icon below.

Postsecondary Institution
Spalding University

Credential
Bachelor

Student Origin
All

Employment
Qualifying Employment

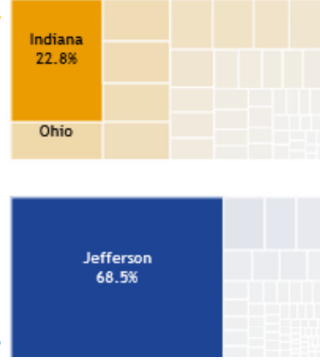
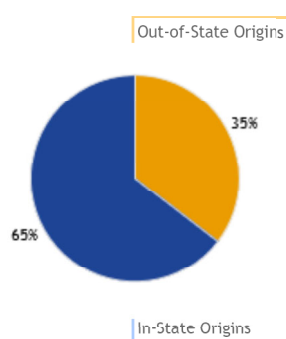
Student Origins for AY 2023

*Only postsecondary institution filter applicable.
**High school students enrolled in dual credit are excluded.

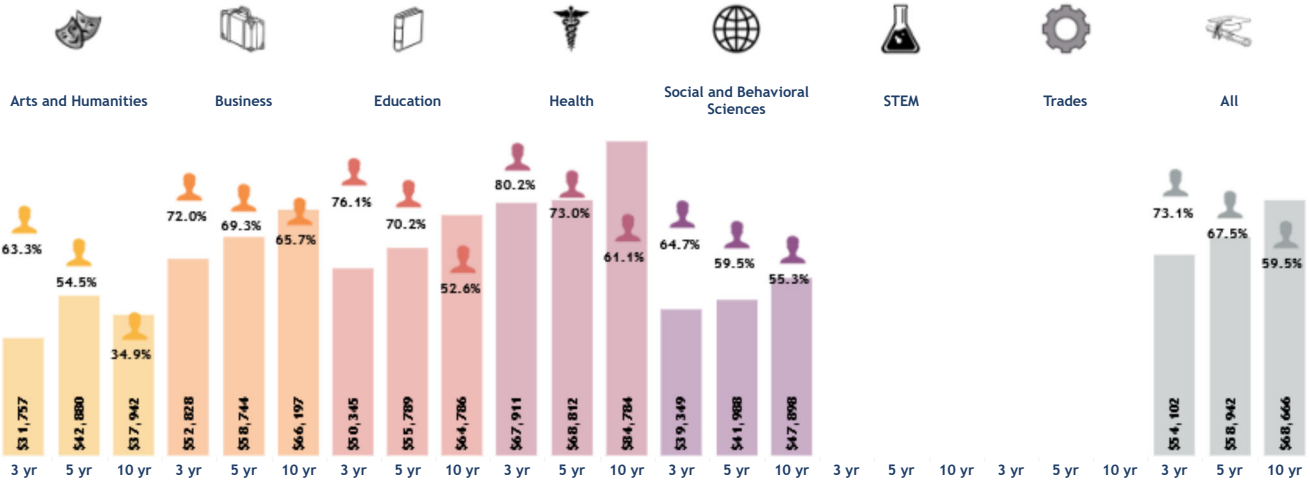
\$54,102
3 years after graduation (median)

73.1%
employed in Kentucky 3 years after graduation

\$14,564
difference in wages 3 to 10 years out



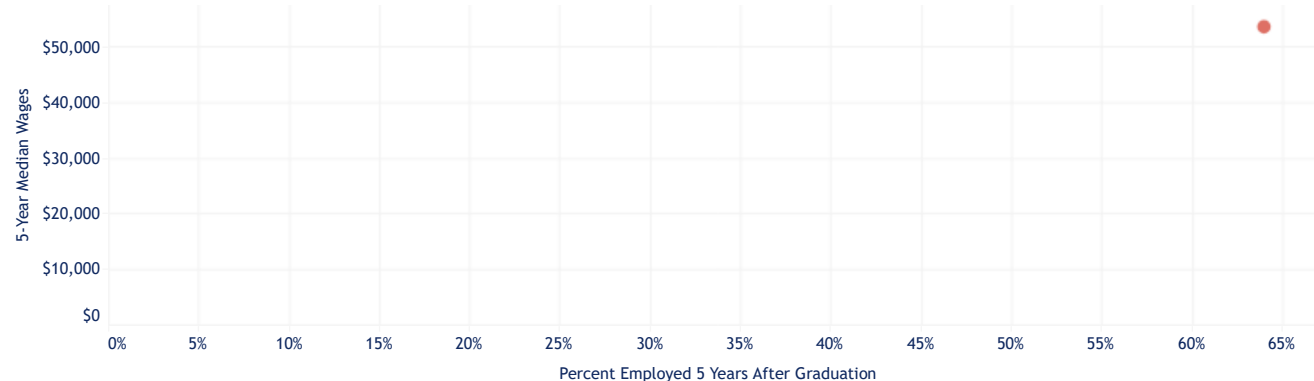
Longitudinal Qualifying Employment Outcomes for Graduates



5-Year Qualifying Employment Outcomes by Major:

Select Major(s)
Education, General

This scatterplot displays all specific majors across all credential levels. Users can narrow the selection with the filter above this chart. All prior filters will change the chart.





Postsecondary Feedback Report



Last updated: August 2024

ENROLLMENT & EMPLOYMENT OUTCOMES

DEMOGRAPHIC EMPLOYMENT OUTCOMES

COMPLETION & TRANSFER OUTCOMES

TECHNICAL NOTES

This dashboard is powered by the Kentucky Center for Statistics. Those using screen readers may need to click the enter key to select options in filters. This dashboard is best viewed on a desktop computer. If you have any questions regarding accessibility, please contact kystats@ky.gov.

Technical documentation can be found in PDF form here:

[Technical Documentation](#)

An alternative, accessible format in Excel is available for download here:

[Public Access Excel File](#)

Enrollment and Employment Outcomes

The **Postsecondary Feedback Report (PSFR)** is a dynamic tool that allows users to explore the connection between employment outcomes in Kentucky and graduates of different majors and credential levels at Kentucky postsecondary institutions. This dashboard details 42 of Kentucky's public (4-year and 2-year) and private (4-year) institutions. Hovering over an info button will give more details about a chart. Filtering is done by selecting an institution and/or credential level on the left, or clicking a major icon below.

Postsecondary Institution
Spalding University

Credential
Master

Student Origin
All

Employment
Qualifying Employment

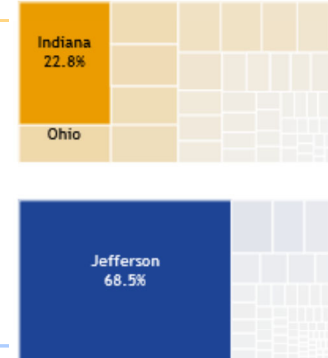
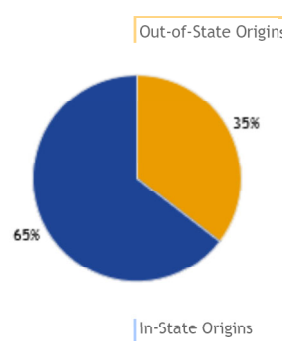
Student Origins for AY 2023

*Only postsecondary institution filter applicable.
**High school students enrolled in dual credit are excluded.

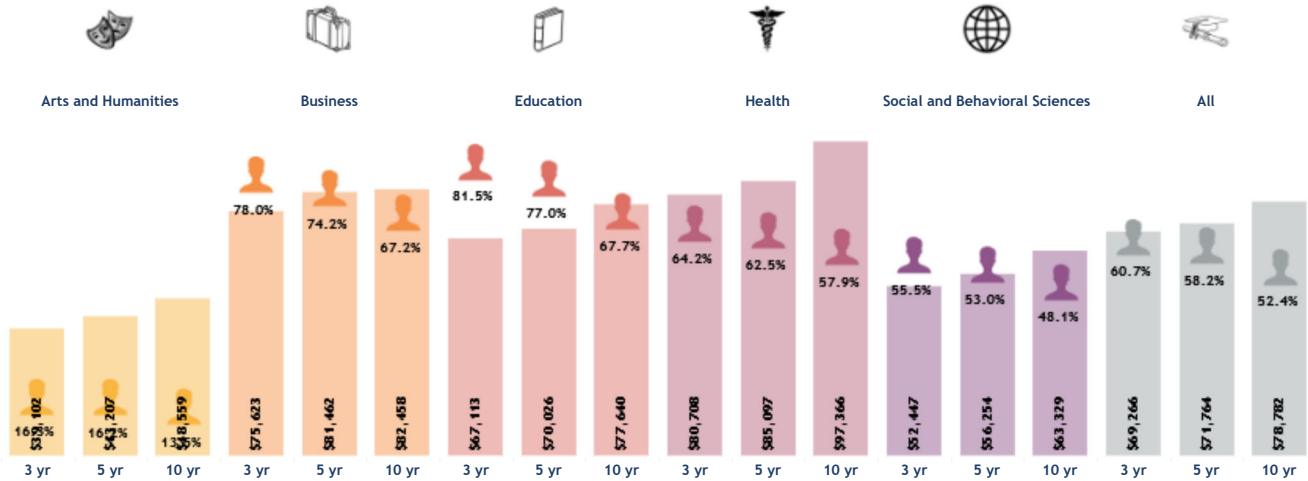
\$69,266
3 years after graduation (median)

60.7%
employed in Kentucky 3 years after graduation

\$9,516
difference in wages 3 to 10 years out



Longitudinal Qualifying Employment Outcomes for Graduates



5-Year Qualifying Employment Outcomes by Major:

Select Major(s)
(Multiple values)

This scatterplot displays all specific majors across all credential levels. Users can narrow the selection with the filter above this chart. All prior filters will change the chart.

